

Teagle

FLAIL MULCHERS

Compact | Agri | Verge



teagle.co.uk @ f y

REAR mounted



MINI | 115, 125, 145



PARK/P | 115, 125, 145, 160, 180



TBM | 180, 200, 220, 250, 270



TBM/S | 180, 200, 220, 250, 280, 300



LAND/S | 180, 200, 230, 250, 280, 300



LAND/P | 400, 500, 600

FRONT & REAR mounted



EKR | 125, 145, 160, 180, 200



EKR/S | 180, 200, 220, 250, 280, 300



BIMAX | 200, 220, 250, 280, 300



DUAL | 200, 230, 250, 280, 300



X-PRO | 200, 230, 250, 280, 300



HANDY | 200-250, 230-280, 250-300, 270-320, 310-360



VARY/W | 140-245, 160-265, 180-285, 200-305, 220-325, 240-345

VERGE mowers



TA/K | 115, 125, 145



TA/LI | 135, 145, 160



TA/M | 145, 160, 180, 200



TA | 160, 180, 200, 220, 250



TAP | 180, 200, 220, 250



TA/PS | 180, 200, 220, 250



FLAIL MULCHERS

Compact | Agri | Verge

Teagle Machinery was established over 85 years ago, and remains a family business focused on meeting the needs of our customers whether just around the corner, or in one of the 50 countries worldwide to which we regularly ship machinery. From the outset, our machinery has been designed to be simple, robust and easy to use. We still stand by these values, whether it is a product we manufacture ourselves, or that we distribute in collaboration with one of our specialist partners.

Since establishing our trading relationship in 1999 with Berti, an Italian family owned business of similar standing to ourselves, we have placed our stamp on the UK market with 5000 Berti flail mowers/mulchers now in operation in the UK. The reasons behind this success, which sees customers returning time after time to buy Teagle, are twofold:

Product Focus - With over 250 models for horticulture, agriculture, forestry and excavator mounted attachments, Berti offer a machine for almost every conceivable application. Berti actively invest in research, design and manufacturing technology to ensure that our product range constantly evolves to remain at the cutting edge, whilst being available at a competitive price.


Backup – Servicing this scale of operation requires commitment and service on a national basis. We set aside part of our 25,000m² facility in Cornwall to hold not only new machines, but a substantial stock of wearing and non-wearing parts to keep you up and running.

YOUR advantage

REAR mounted | FRONT & REAR mounted | VERGE mowers | SPECIALIST mowers

Find out why operators return again and again to the market leading range of flail mulchers from Teagle.

We have the right solution for you



1 Robust Body

The double skin body incorporates Strenx **high performance steel** in the inner hood and Hardox in the skids for greater durability. The body is shot blasted and protected with a high quality paint finish.

2 High Performance Rotor

The large diameter seamless tube is dynamically balanced and delivers a **market leading tip speed**, as well as strength in operation. Stout lugs hold the flails firmly in place. Strong rotor housings are used for increased strength and longevity.

3 Mulching Blades

For improved **mulching performance** the EKR/S and BIMAX* models feature a set of counter blades, with the TBM, TBM/S, DUAL, X-PRO and LAND/S all being fitted with an additional set of blades.

** Optional counter blade set for BIMAX*

4 Automatic Belt Tensioning

The automatic belt tensioning system **minimises maintenance** and ensures that the driveline protection is always correctly adjusted. Fitted to TBM, TBM/S, BIMAX, DUAL, X-PRO, LAND/S and Verge Mowers (selected models).

5 High Quality Driveline

From the Waltersheid / Comer PTO shaft to the high quality gearbox, components have been carefully selected to offer **trouble free operation**.

6 Large Diameter Roller


The large diameter roller runs on greasable high speed bearings that are **protected from debris** within a deep labyrinth arrangement.

7 Chain & Flap Front Protection

All models are fitted with either front flap or chain protection to adhere to **safety regulations**.

Heavy Duty Driveline

Proven reliability of strong Comer gearbox input shafts efficiently transfer power to the belt drive. All models incorporate individual oil reservoirs in the gearbox and transmission shaft to aid in hill side lubrication.



A Type flail at the cutting edge



Longevity

The flail is engineered with a thick shank for greater strength, and a fitted curve on the rear face to prevent damage to the rotor tube when a foreign object is encountered. Flails are retained by a 19mm high tensile bolt with a square head, recessed into the rotor lug, for easy maintenance.

Performance

The heavyweight 1.9kg A Type flail remains extended even when mulching tough material. The wide cutting edge lifts material effectively and leaves a clean cut finish. The wide flail means fewer flails are required, keeping running costs down.

STRENX™
PERFORMANCE STEEL

HIGH STRENGTH STEEL
FOR AGRICULTURAL
EQUIPMENT



Improve
sustainability



Reduce
weight



Use less
fuel







Increase profits and yields with stronger yet lighter agricultural equipment that stands up to harsh conditions, season after season. When you choose Strenx® performance steel for your equipment, you can boost efficiency, refuel less often and harvest more crops per acre in less time.

HARDOX®
WEAR PLATE

WEAR PLATE FOR
EXTREME ABRASION
RESISTANCE

Hardox® wear plate is the world's leading abrasion-resistant (AR) steel. Hardox® is hard through and through, from the surface deep down to its core, giving you extended service life and high productivity in the most challenging environments

HAMMER | flails

G	L	P	A	M	T2
					
200g	1100g	1800g	1900g	2200g	2000g
M14 Hex Bolt	M16 Hex Bolt	M16 Hex Bolt	M18 Sq. Bolt	M20 Sq. Bolt	M20 Hex Sq. Bolt
MINI TAK	PARK/P EKR TA/LI	TAM	EKR • EKR/S TBM • TBM/S BIMAX • DUAL TA • TAP TAP/S	X-PRO	LAND/S LAND/P

REAR mounted

MINI | PARK/P | TBM | TBM/S | LAND/S | LAND/P

We offer a wide range of highly specialized equipment for many applications from parks, setaside to open field use. Our rear mounted mulcher range can be fitted to tractors from 12 - 300hp

We have the right solution for you





1 Robust Body

The double skin body incorporates Strenx **high performance steel** in the inner hood and Hardox in the skids for greater durability. The body is shot blasted and protected with a high quality paint finish.



High Performance Rotor

The large diameter seamless tube is dynamically balanced and delivers a **market leading tip speed**, as well as strength in operation. Stout lugs hold the flails firmly in place.



Counter Blades

For improved mulching performance the PARK/P, TBM, TBM/S, LAND/S and LAND/P all are fitted with a set of counter blades.

2 High Quality Driveline

From the Walterscheid / Comer PTO shaft to the high quality gearbox, components have been carefully selected to offer **trouble free operation**.

3 Automatic Belt Tensioning

The automatic belt tensioning system **minimises maintenance** and ensures that the driveline protection is always correctly adjusted. Fitted to TBM, TBM/S, LAND/S and LAND/P.

4 Side skids

Side skids available for PARK/P and MINI (optional). TBM, TBM/S, LAND/S and LAND/P skids fitted as standard.




Adjustable Hood

For improved mulching performance the TBM, TBM/S, LAND/S and LAND/P have adjustable hoods to **contain or release cut material** as required.



Large Diameter Roller

The large diameter roller runs on greaseable bearings that are **protected from debris** within a deep labyrinth arrangement.



Displaceable 3 point linkage

The **robust** rear mount headstock runs on a greaseable rolled steel profile. Headstock can be adjusted with hydraulic sideshift.

Selected models only.



Debris Protection

Pivoting steel **flaps** or **chains** are fitted to the front of the machine to prevent debris being thrown up at the tractor

REAR mounted


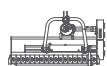
MINI | 115, 125, 145

TYPE **MULCHER** Suited for mulching light grass on green areas, parks and sports courts.

- Fixed and reversible 3-point linkage Cat. I
- Forged and hardened BERTI hammers (or blades)
- Self-cleaning and adjustable Ø114 rear roller
- Free wheel in the gearbox (540rpm)
- Optional skids available



G Type
HAMMER FLAILS
(Standard)



Working width
cm

Power
min max

Lateral displacement
mm

Hammers G
n°

* Blades YG
n°

Belts
n°

PTO

A B C
cm

Weight
min max

MINI 115	115	12	30	530 620	32	64	3	540	75	129	85	200	250
MINI 125	125	12	30	530 720	34	68	3	540	75	139	85	205	260
MINI 145	145	12	30	615 835	40	80	3	540	75	159	85	220	280

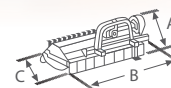
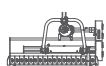

PARK/P | 115, 125, 145, 160, 180

TYPE **MULCHER** Suited to mulch grass, bushes and light pruning of 2-3 cm of diameter on parks, green areas, sport courts.

- Displaceable 3-points linkage, Cat. I
- Mechanical side shift (hydraulic opt.)
- Height adjustable self-cleaning levelling roller
- Optional skids available
- Self-cleaning and adjustable Ø139 rear roller
- Free wheel in the gearbox. PTO 540/1000 rpm (reversing the pulleys)



L Type
HAMMER FLAILS
(Standard)



Working width
cm

Power
min max

Lateral displacement
mm

Hammers L
n°

* Blades YA
n°

Belts
n°

PTO

A B C
cm

Weight
min max

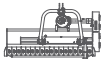







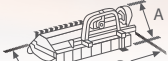

PARK/P 115	115	20	60	590 560	270 880	10	30	2	540 (1000)	79	130	80	280	340
PARK/P 125	125	20	60	690 560	370 880	12	36	2	540 (1000)	79	140	80	295	350
PARK/P 145	145	20	60	775 675	455 995	14	42	2	540 (1000)	79	160	80	320	375
PARK/P 160	160	20	60	875 715	555 1045	14	42	2	540 (1000)	79	175	80	355	405
PARK/P 180	180	20	60	875 915	555 1245	16	48	2	540 (1000)	79	195	80	370	430

TBM | 180, 200, 220, 250, 270

TYPE **MULCHER** Ideal for general clearing of open-field crops, green areas, parks, gardens, vineyards and for set aside applications.

- Displaceable 3-points linkage, Cat. II
- Hydraulic side shift
- Full automatic belts adjuster
- Self-cleaning and adjustable Ø194 rear roller
- Free wheel in the gearbox. PTO 540/1000 rpm (reversing the pulleys)



										
	Working width cm	Power min max	Lateral displacement mm		Hammers A n°	* Blades YA n°	Belts n°	PTO	A B C cm	Weight min max Kg

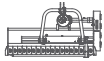







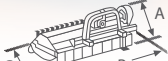

TBM 180	180	50 110	875 925	355 1445	16	48	4	540 (1000)	100 198 100	735 815
TBM 200	200	50 110	1040 960	520 1480	18	54	4	540 (1000)	100 218 100	780 870
TBM 220	220	60 110	1040 1160	520 1680	20	60	4	540 (1000)	100 238 100	820 920
TBM 250	250	60 110	1040 1460	520 1980	22	66	4	540 (1000)	115 268 100	905 1025
TBM 270	270	60 110	1040 1660	520 2180	24	72	4	540 (1000)	115 288 100	935 1070

TBM/S | 180, 200, 220, 250, 280, 300

TYPE **MULCHER** Ideal for general clearing of uncultivated fields, open-field crops, green areas, under wood, parks, gardens, and for set aside applications.

- Displaceable 3-points linkage, Cat. II
- Hydraulic side shift
- Full automatic belts adjuster
- Self-cleaning and adjustable Ø194 rear roller
- Free wheel in the gearbox 1000rpm (540rpm special order)



										
	Working width cm	Power min max	Lateral displacement mm		Hammers A n°	* Blades YA n°	Belts n°	PTO	A B C cm	Weight min max Kg

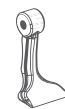
TBM/S 180	180	75 150	1050 750	530 1270	16	48	5	1000 (540)	100 198 105	845 955
TBM/S 200	200	75 150	1050 950	530 1470	18	54	5	1000 (540)	100 218 105	890 1020
TBM/S 220	220	75 150	1050 1150	530 1670	20	60	5	1000 (540)	100 238 105	935 1080
TBM/S 250	250	75 150	1050 1450	530 1970	22	66	5	1000 (540)	100 268 105	1000 1160
** TBM/S 280	280	85 150	1660 1184	1094 1706	26	78	5	1000 (540)	125 300 116	1090 1260
** TBM/S 300	300	85 150	1616 1384	1094 1906	28	84	5	1000 (540)	100 318 105	1135 1270

* By special order only ** Centre mounted linkage fitted as standard

REAR mounted

LAND/S | 180, 200, 230, 250, 280, 300

TYPE **MULCHER** Suited for grass, maize stalks, corn stalks, sunflowers, vegetables, sugar cane, potatoes, pasture topping and set aside applications.














T2 Type
HAMMER FLAILS
(Standard)

- 3-point linkage, Cat. II
- Hydraulic side shift with hoses and quick coupling
- Free wheel in the gearbox (rpm see width)
- Full automatic belts adjuster
- Self-cleaning and adjustable Ø194 rear roller with scraper



STRENX
PERFORMANCE STEEL

														
Working width		Power		Lateral displacement		Hammers T2	* Blades	* Blades	Belts	PTO	A	B	C	Weight
cm		min	max	mm		n°	YT2 n°	+ centr. n°	n°			cm		min max

LAND/S 180	180	70	120	1042	758	520	1280	22	44	66	4	540	105	198	155	1000	1165
LAND/S 200	200	70	120	1042	959	520	1480	24	48	72	4	540	105	218	155	1050	1205
LAND/S 230	230	70	120	1215	1085	694	1606	28	56	84	4	540	107	248	155	1170	1310
LAND/S 250	250	80	150	1325	1175	803	1696	30	60	90	5	1000	110	268	155	1240	1380
LAND/S 280	280	80	150	1615	1185	1094	1706	34	68	102	5	1000	110	298	155	1360	1495
LAND/S 300	300	80	150	1615	1385	1094	1906	36	72	108	5	1000	110	318	155	1400	1525

LAND/P | 400, 500, 600

TYPE **MULCHER** Suited for grass, maize stalks, corn stalks, sunflowers, vegetables, sugar cane, pasture topping and set aside applications.













T2 Type
HAMMER FLAILS
(Standard)

- Fixed 3-point linkage, Cat. II-III
- Centre mounted linkage
- Double transmission
- Self-cleaning and adjustable rear roller with scraper Ø194** / 220***



STRENX
PERFORMANCE STEEL

											
Working width	Power	Lateral displacement	Hammers T2	* Blades	* Blades	Belts	PTO	A	B	C	Weight
cm	min max	mm	n°	YT2 n°	+ centr. n°	n°		cm			min max

LAND/P 400	400	100	250	2000	2000	48	96	144	4+4	1000	230	245-435	150	2530	3050
LAND/P 500	500	140	300	2500	2500	60	120	180	5+5	1000	280	245-535	150	3090	3570
LAND/P 600	600	180	300	3000	3000	72	144	216	5+5	1000	330	245-635	150	3800	4070

UNRIVALLED STRENGTH & PERFORMANCE! TBM/S 250

“Here at Kingfisher forestry and moorland we have two TBM/S and a TSB/S these are used for heather, rush, pasture and mulching of crops, the double chop of the Teagle and the large drum capacity leaves a very fine mulch, which is perfect for all applications.

I've been using the Teagles now for almost ten years and wouldn't consider anything else - they are strong and go to work with very little maintenance day in day out.

The team at Teagle give great advice and co-operation with regards to finding the right machine for your needs, we at Kingfisher have had a good working relationship with Teagle sales, which shows they have confidence in their machines. If they give you one on demo, you won't want to give it back! ”

John Drummond,
Kingfisher Forestry and Moorland
www.kingfisherforestryandmoorland.co.uk



John Drummond



FRONT & REAR mounted

EKR | EKR/S | BIMAX | DUAL | X-PRO

We offer a wide range of highly specialised equipment for many applications from parks, setaside to open field use. Our front & rear mounted mulcher range can be fitted to tractors from 30 - 250hp.

We have the right solution for you

STRENX™
PERFORMANCE STEEL

1 Automatic Belt Tensioning

The automatic belt tensioning system **minimises maintenance** and ensures that the driveline protection is always correctly adjusted. Fitted to TBM, TBMS, DUAL, X-PRO, LAND/S and Verge Mowers (selected models).

2 High Quality Driveline

From the Walterscheid PTO shaft to the high quality gearbox, components have been carefully selected to offer **trouble free operation**.

3 Robust Body

The Double skin body incorporates Strenx **high performance steel** in the inner hood and Hardox in the skids for greater durability. The body is shot blasted and protected with a high quality paint finish.

4 Side skids

All front and rear models come with side skids fitted.





Reversible Linkage

EKR/S model uses a displaceable and reversible 3-point linkage, cat. II (mechanical).



Front & Rear through Shaft

Comer gearbox offers 1" 3/8 & 1" 3/4 through input shaft for front & rear operation utilising a single or **double free wheel overrun**. *Model dependant*




High Performance Rotor

The large diameter seamless tube is dynamically balanced and delivers a **market leading tip speed**, as well as strength in operation. Stout lugs hold the flails firmly in place.



Reversible Linkage

BIMAX, DUAL and XPRO model uses a reversible top linkage arm for **front or rear mounting**.



Debris Protection

Pivoting steel **flaps** or **chains** are fitted to the front of the machine to prevent debris being thrown up at the tractor




Large Diameter Roller

The large diameter roller runs on greasable bearings that are **protected from debris** within a deep labyrinth arrangement.



Adjustable Hood

For improved mulching performance the BIMAX, DUAL and X-PRO have adjustable hoods to **contain or release cut material** as required.



Counter Blades

For improved **mulching performance** the EKR & EKR/S models feature a set of counter blades, with the DUAL, BIMAX (optional), X-PRO all being fitted with an additional set of blades.



FRONT & REAR mounted

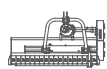

EKR | 125, 145, 160, 180, 200

TYPE **MULCHER** Suited to mulch grass, bushes, scrub and pruning up to Ø3cm, ideal for general clearing of open field and on vineyards.

- Fixed and reversible 3-point linkage Cat. I (115-160) - Cat. II (180-200)
- Top link tie rod for extra strength
- Self-cleaning and adjustable Ø139 / 159** rear roller
- Free wheel in the gearbox. PTO 540/1000 rpm (reversing the pulleys)



A-L Type
HAMMER FLAILS
(Standard)



Working width
cm



Power
min max



Lateral displacement
mm



Hammers A-L*



Blades YA-YL



Belts



PTO



A B C
cm



Weight
min max

EKR	125	125	30	55	615	635	12	36	3	540 (1000)	73	137	78	300	355
EKR	145	145	40	55	615	835	14	42	3	540 (1000)	73	157	78	330	380
EKR	160	160	40	55	715	885	14	42	3	540 (1000)	73	172	78	360	400
EKR	180	180	50	70	780	1020	16	48	4	540 (1000)	75	195	78	480	520
EKR	200	200	50	70	950	1050	18	54	4	540 (1000)	75	215	78	520	560

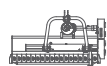
EKR/S | 180, 200, 220, 250, 280, 300

TYPE **MULCHER** Suited to mulch grass, bushes, scrub and pruning up to Ø5cm, ideal for general clearing of open field and on vineyards.

- Displaceable and reversible 3-points linkage, Cat. II
- Hydraulic side shift
- Self-cleaning and adjustable Ø159 / 194** rear roller
- Free wheel in the gearbox. PTO 540/1000 rpm (reversing the pulleys)



A Type
HAMMER FLAILS
(Standard)



Working width
cm



Power
min max



Lateral displacement
mm



Hammers A



*Blades YA



Belts



PTO



A B C
cm



Weight
min max

EKR/S	180	180	50	100	1040	760	520	1280	16	48	4	540 (1000)	96	198	100	560	710
EKR/S	200	200	50	100	1210	790	690	1310	18	54	4	540 (1000)	96	218	100	600	740
EKR/S	220	220	60	100	1320	880	800	1400	20	60	4	540 (1000)	96	238	100	630	770
EKR/S	250	250	60	130	1320	1180	800	1700	22	66	4	540 (1000)	98	268	100	690	830
EKR/S	280	280	70	130	1610	1190	1040	1760	26	78	4	540 (1000)	95	300	101	890	1030
EKR/S	300	300	70	130	1610	1390	1040	1960	28	84	4	540 (1000)	101	318	105	920	1060

* By special order only **125-160 fitted with Ø 139 roller / 180 & 250 fitted with Ø 159 roller / 280-300 fitted with Ø 194 roller

FRONT & REAR mounted

BIMAX | 180, 200, 220, 250, 280, 300

TYPE **MULCHER** Suited to mulch grass, bushes, scrub and pruning up to Ø6cm, ideal for general clearing of open field.

- Double 3-point linkage, Cat. II
- Hydraulic side shift
- Single fixed counter-blades (extra bolted line optional)
- Self-cleaning and adjustable Ø159 / 194** rear roller
- Double free wheel in the gearbox. PTO 540/1000 rpm (reversing the pulleys)



A Type
HAMMER FLAILS
(Standard)



STRENX
PERFORMANCE STEEL

	Working width	Power		Lateral displacement	Hammers A	* Blades YA	Belts	PTO	A	B	C	Weight			
	cm	min max		mm	n°	n°	n°		cm	cm	cm	min	max		

BIMAX 200	200	50	100	1210 790	690 1310	18	54	4	1000 (540)	100	220	125	765	905
BIMAX 220	220	60	100	1320 880	800 1400	20	60	4	1000 (540)	100	240	125	800	940
BIMAX 250	250	60	130	1320 1180	800 1700	22	66	4	1000 (540)	103	270	125	850	990
BIMAX 280	280	70	130	1610 1190	1040 1760	26	78	4	1000 (540)	106	300	125	905	1045
BIMAX 300	300	70	130	1610 1390	1040 1960	28	84	4	1000 (540)	106	320	125	940	1080

DUAL | 200, 230, 250, 280, 300

TYPE **MULCHER** Suited to mulch grass, bushes, maize stalks, corn stalks, sunflowers, scrub and pruning up to Ø8cm.

- Double 3-point linkage, Cat. II
- Hydraulic side shift
- Self-cleaning and adjustable Ø159 rear roller
- Double free wheel in the gearbox 1000rpm (540rpm special order)



A Type
HAMMER FLAILS
(Standard)



STRENX
PERFORMANCE STEEL

	Working width	Power		Lateral displacement	Hammers A	* Blades YA	Belts	PTO	A	B	C	Weight			
	cm	min max		mm	n°	n°	n°		cm	cm	cm	min	max		

DUAL 200	200	70	160	1040 960	520 1480	18	54	4	1000 (540)	105	220	120	875	975
DUAL 230	230	70	160	1320 980	800 1500	20	60	4	1000 (540)	105	250	120	940	1040
DUAL 250	250	70	160	1320 1180	800 1700	22	66	4	1000 (540)	105	270	120	990	1090
DUAL 280	280	90	160	1610 1190	1090 1710	26	78	4	1000 (540)	105	300	120	1070	1170
DUAL 300	300	70	160	1610 1390	1090 1910	28	84	4	1000 (540)	105	320	120	1110	1210

* By special order only **200 - 250 fitted with Ø 159 roller / 280-300 fitted with Ø 194 roller

FRONT & REAR mounted

X-PRO | 200, 230, 250, 280, 300

TYPE **MULCHER** Ideal for clearing uncultivated fields, open-field crops, parks, gardens, under-wood and set aside applications up to Ø10cm.

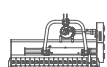
- Double 3-point linkage, Cat II-III
- Hydraulic side shift with hoses and quick coupling
- Adjustable rear discharge
- Full automatic belts adjuster
- Self-cleaning and adjustable Ø220 rear roller
- Double free wheel in the gearbox 1000rpm (540rpm special order)



M Type
HAMMER FLAILS
(Standard)



STRENX
PERFORMANCE STEEL



Working width
cm

Power
min max
HP

Lateral displacement
mm

Hammers M
n°

Belts
n°

PTO

A B C
cm

Weight
min max
Kg

		200	230	250	280	300										
DUAL	200	200	100	250	1250	750	730	1270	18	5	1000 (540)	122	220	137	1275	1555
DUAL	230	230	100	250	1320	980	800	1500	20	5	1000 (540)	122	250	137	1355	1645
DUAL	250	250	100	250	1500	1000	980	1520	22	5	1000 (540)	122	270	137	1415	1705
DUAL	280	280	100	250	1610	1190	1090	1710	26	5	1000 (540)	122	300	137	1520	1810
DUAL	300	300	100	250	1610	1390	1090	1910	28	5	1000 (540)	122	320	137	1560	1850



IT NEVER MISSES A BEAT DUAL 280

Tom Cranston runs a contracting business in Wigan. Working with local councils and forestry organisations to help maintain the land and amenity areas. This involves mowing first cut amenity land, topping paddocks for sheep farmers and clearing large forestry areas.

Tom needed a Flail to add to his machinery collection and he opted for the DUAL 280. In his own words, he describes the flail as a bit of an animal, he goes on to say, "It never misses a beat - we cleared an area of willow 20ft tall - it took those like it was nothing."

"We have had the machine for 2 years now and the build quality is excellent, the machine is so strong and robust and handles anything that is thrown at it."

Tom describes his experience of the after sales support and parts service "The machine has been very reliable. If we do need any parts, they arrive the next day."

He goes on to say, "Maintenance is easy, the grease points are all easily accessible and doesn't take long to complete."

Tom concludes by saying "We were so happy with the quality and reliability of this flail that when we looked to purchase a mulcher, I didn't look at any other brand. We rang our local dealer and just ordered it. If it is going to be as good as the flail we already have there is no contest, it has to be another Teagle."



Tom Cranston,
Contractor, Wigan



VERGE mowers

TA/K | TA/LI | TA/M | TA | TA/P | TA/PS

We offer a wide range of highly specialised equipment for many applications from grass, crop fields, bushes and pruning. Our offset / in-line mulcher range can be fitted to tractors from 25 - 200hp.

We have the right solution for you



STRENX™
PERFORMANCE STEEL



1 Robust Body

The double skin body incorporates Strenx **high performance steel** in the inner hood (we also use Hardox in the skids for greater durability). The body is shot blasted and protected with a high quality paint finish.

2 High Quality Driveline

From the Walterscheid / Comer PTO shaft to the high quality gearbox, components have been carefully selected to offer **trouble free operation**.


(double wide angle fitted to selected models)

3 Automatic Belt Tensioning

The automatic belt tensioning system **minimises maintenance** and ensures that the driveline protection is always correctly adjusted. Fitted to TA/K, TA/LI, TA/M, TA, TA/P, TA/PS.


4 Side skids

Side skids fitted to all verge mowers.



High Performance Rotor

The large diameter seamless tube is dynamically balanced and delivers a **market leading tip speed**, as well as strength in operation. Stout lugs hold the flails firmly in place.



Counter Blades

For improved **mulching performance** the TA/LI, TA/M, TA, TA/P and TA/PS all are fitted with a set of counter blades.



Adjustable Hood

For improved **mulching performance** the TA, TA/P and TA/PS have adjustable hoods to contain or release cut material as required.



Large Diameter Roller

The **large diameter roller** runs on greasable bearings that are protected from debris within a deep labyrinth arrangement.



Displaceable 3 point linkage

The **robust** rear mount headstock uses parallel arms for side shift adjustment with a built in float mechanism.



Debris Protection

Pivoting steel **flaps** are fitted to the front of the machine to prevent debris being thrown up at the tractor

VERGE mowers

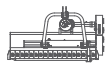
TA/K | 115, 125, 145

TYPE **MULCHER** Ideal for clearing green areas up to Ø2cm cut, gardens, slopes, ditches, banks of watercourses and road side banks.

- 3-point linkage Cat. I
- Hydraulic side shift with breakaway valve
- Full automatic belts adjuster
- Skids of anti-wearing steel
- Mechanical breakway device
- Hydraulic cylinder for head positioning with floating link and safety valve
- Self-cleaning and adjustable Ø 114 rear roller
- Free wheel in the gearbox (540 rpm only)
- RH cut only



G Type
HAMMER FLAILS
(Standard)



Working width
cm



Power
min max
HP



Hammers G
n°



* Blades YG
n°



Belts
n°



PTO



Weight
min max
Kg

TA/K 115	115	25	50	32	64	2	540	300	345
TA/K 125	125	25	50	34	68	2	540	310	355
TA/K 145	145	25	50	40	80	2	540	330	375

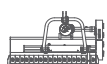
TA/LI | 135, 145, 160

TYPE **MULCHER** For grass, residue of vegetables, bushes and pruning up to Ø3cm. Ideal for parks, green areas, gardens, slopes, ditches, banks of watercourses.

- 3-point linkage Cat. I with floating system and safety lock
- Hydraulic side shift with breakaway valve
- Skids of anti-wearing steel
- Hydraulic cylinder for head positioning with floating link and safety valve
- Forged and hardened BERTI hammers or blades
- Self-cleaning and adjustable Ø 139 rear roller
- Free wheel in the gearbox (540 rpm only)
- RH cut only



L Type
HAMMER FLAILS
(Standard)



Working width
cm



Power
min max
HP



Hammers L
n°



* Blades YL
n°



Belts
n°



PTO



Weight
min max
Kg

TA/LI 135	135	35	60	12	36	3	540	435	515
TA/LI 145	145	35	60	14	42	3	540	445	525
TA/LI 160	160	35	60	14	42	3	540	460	540

* By special order only

TA/M | 145, 160, 180, 200

TYPE **MULCHER** For ditches, banks of watercourses, road side banks. Up to Ø5cm cut.

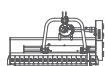
- 3-point linkage Cat. II with floating system and safety lock (Cat. I by special request)
- Gearbox positioned outside chassis body
- Skids of anti-wearing steel
- Full automatic belts adjuster
- Hydraulic side shift with breakaway valve
- Self-cleaning and adjustable Ø139 rear roller
- Free wheel in the gearbox (540 rpm only)
- RH cut only



P Type
HAMMER FLAILS
(Standard)



STRENX
PERFORMANCE STEEL



Working width
cm



Power
min max



Hammers P
n°



* Blades YP
n°



Belts
n°



PTO
min



Weight
min max

TA/M 145	145	50	90	14	42	3	540	590	700
TA/M 160	160	50	90	14	42	3	540	620	730
TA/M 180	180	50	90	16	48	3	540	655	765
TA/M 200	200	50	90	18	54	3	540	690	800

TA | 160, 180, 200, 220, 250

TYPE **MULCHER** Ideal for clearing green areas, gardens, slopes, ditches, banks of watercourses, road side bank. Up to Ø6 cm cut.

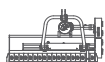
- 3-point linkage Cat. II with floating system and safety lock
- Adjustable rear discharge
- Skids of anti-wearing steel
- Hydraulic side shift with breakaway valve
- Self-cleaning and adjustable Ø 159 rear roller
- Free wheel in the gearbox (540 rpm only)



A Type
HAMMER FLAILS
(Standard)



STRENX
PERFORMANCE STEEL



Working width
cm



Power
min max



Hammers A
n°



* Blades YA
n°



Belts
n°



PTO



Weight
min max

TA 160	160	60	110	14	42	4	540	780	885
TA 180	180	60	110	16	48	4	540	815	925
TA 200	200	60	110	18	54	4	540	855	975
TA 220	220	60	110	20	60	4	540	900	1030
TA 250	250	60	110	22	66	4	540	980	1110

* By special order only

VERGE mowers

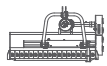
TA/P | 180, 200, 220, 250

TYPE **MULCHER** Ideal machine for contractors who need to clear slopes, ditches, banks of watercourses, road side banks and public green areas in general. Up to Ø10cm cut.

- 3-point linkage Cat. II with floating system and safety lock
- Adjustable rear discharge
- Skids of anti-wearing steel
- Hydraulic side shift with breakaway valve
- Self-cleaning and adjustable Ø159
- Free wheel in the gearbox with 1" 3/4 input shaft (540 rpm only)



A Type
HAMMER FLAILS
(Standard)



Working width
cm



Power
min max



Hammers A
n°



* Blades YA
n°



Belts
n°



PTO



Weight
min max

TA/P	180	180	85	200	16	48	5	540	970	1125
TA/P	200	200	85	200	18	54	5	540	1020	1175
TA/P	220	220	85	200	20	60	5	540	1070	1225
TA/P	250	250	100	200	22	66	5	540	1135	1290

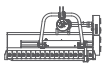
TA/PS | 180, 200, 220, 250

TYPE **MULCHER** Ideal machine for contractors who need to clear slopes, ditches, banks of watercourses, road side banks and public green areas in general. Up to Ø10cm cut.

- 3-point linkage Cat. II with floating system and safety lock
- Gearbox positioned outside chassis body
- Skids of anti-wearing steel
- Adjustable rear discharge
- Hydraulic side shift with breakaway valve
- Self-cleaning and adjustable Ø159
- Free wheel in the gearbox with 1" 3/4 input shaft (540 rpm only)



A Type
HAMMER FLAILS
(Standard)



Working width
cm



Power
min max



Hammers A
n°



* Blades YA
n°



Belts
n°



PTO

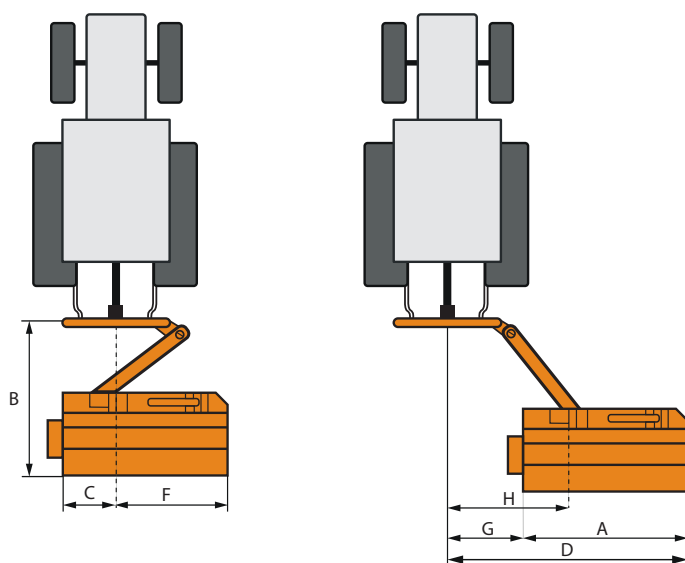


Weight
min max

TA/PS	180	180	90	200	16	48	5	540	1015	1170
TA/PS	200	200	100	200	18	54	5	540	1060	1215
TA/PS	220	220	100	200	20	60	5	540	1110	1265
TA/PS	250	250	100	200	22	66	5	540	1175	1330

RANGE OF MOVEMENT

Verge mowers ideal for working on green areas, slopes, ditches, watercourse and roadside banks.



TA/K

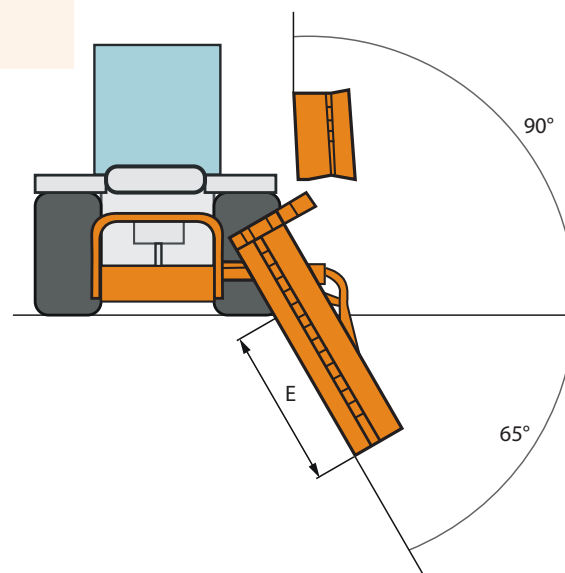
	A cm	B cm	C cm	D cm	E cm	F cm	G cm	H cm
TA/K 115	115	120	51	157	73	65	42	84
TA/K 125	125	125	60	170	83	65	45	87
TA/K 145	145	125	60	190	103	85	45	87

TA/LI

	A cm	B cm	C cm	D cm	E cm	F cm	G cm	H cm
TA/LI 135	135	157	61	195	92	74	60	103
TA/LI 145	145	157	61	205	102	84	60	103
TA/LI 160	160	157	61	220	117	99	60	103

TA/M

	A cm	B cm	C cm	D cm	E cm	F cm	G cm
TA/M 145	145	167	16	266	140	129	121
TA/M 160	160	167	16	281	155	144	121
TA/M 180	180	167	16	301	175	164	121
TA/M 200	200	167	16	321	195	184	121



TA

	A cm	B cm	C cm	D cm	E cm	F cm	G cm
TA 160	160	170	59	240	113	101	80
TA 180	180	170	59	260	133	121	80
TA 200	200	170	59	280	153	141	80
TA 220	220	170	59	300	173	161	80
TA 250	250	170	59	330	203	191	80

TA/P

	A cm	B cm	C cm	D cm	E cm	F cm	G cm
TA/P 180	180	203	57	258	124	123	78
TA/P 200	200	203	57	278	144	143	78
TA/P 220	220	203	57	298	164	163	78
TA/P 250	250	203	57	328	194	193	78

TA/PS

	A cm	B cm	C cm	D cm	E cm	F cm	G cm
TA/PS 180	180	203	17	297	164	163	117
TA/PS 200	200	203	17	317	184	183	117
TA/PS 220	220	203	17	337	204	203	117
TA/PS 250	250	203	17	367	234	233	117


SPECIALIST mowers

HANDY | VARY/W

We offer specialised equipment for those working in specific sites such as orchards where it's necessary to cut around obstacles like trees, fence posts and solar panels etc.

We have the right solution for you





1 Robust Body

Low body chassis constructed for working under low trees and obstacles. The body is **shot blasted and protected** with a high quality paint finish.

2 Belt Guard

Easy access for maintenance via **quick release belt guard**.



Rotary Cutting Head

Articulated 600mm rotary cutting head for **inter-row mowing**, hydraulically controlled working position, with side protection for the machine and obstacle.



Main Cutting Deck

The main deck has fixed blade beams with heavy duty **swinging blades** on each end for a professional finish.



Adjustable Rollers

Large diameter adjustable rollers, front and rear to control mowing height and **reduce the risk of scalping**.



Anti-wrapping kit

Fixed blade beam axle is protected with an anti-wrapping collar to **limit material binding**.



Headstock

3 point linkage runs on greasable slider bars with right hand **hydraulic side shift** for improved access under and between obstacles.

Standard on Handy model



Cutting Head tension spring

The amount of pressure exerted by the rotary cutting head against obstacles can be **adjusted manually**.

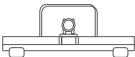







SPECIALIST mowers

HANDY | 200-250, 230-280, 250-300, 270-320, 310-360

TYPE **GRASS MOWERS** Displaceable grass mower with between-row rotating disc, suited to work on vineyards and orchards, for tractors from 40 to 90 HP.

- 3-points linkage, Cat. I-II
- Rear roller, height adjustable (30mm-130mm cut height)
- Hydraulic side shift
- Front fixed wheels, height adjustable
- Between-row rotating disc, by means of spring, with rubber protection
- Free wheel in the gearbox 540rpm (1000rpm special order)
- Articulated blades



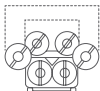





									
	Working width cm	Power min max	Lateral displacement		Blade Beam n°	Swinging Blades n°	PTO n°	Weight min	
			Left Hand Shift	mm	Right hand Shift				
HANDY 200-250	209-254	40 90	90	111+60	0 201+60	3+1	6+2	540 (1000)	520
HANDY 230-280	239-287	40 90	96	138+60	06 228+60	3+1	6+2	540 (1000)	550
HANDY 250-300	252-302	40 90	96	153+60	06 243+60	3+1	6+2	540 (1000)	580
HANDY 270-320	273-318	40 90	135	130+60	45 220+60	4+1	8+2	540 (1000)	600
HANDY 310-360	314-363	40 90	158	152+60	68 242+60	4+1	8+2	540 (1000)	660

VARY/W | 140-245, 160-265, 180-285, 200-305, 220-325, 240-345

TYPE **GRASS MOWERS** Grass mower of variable width, suited to work on vineyards and orchards for tractors from 40 to 120 HP.

- 3-points linkage, Cat. I-II
- Rear roller, height adjustable
- Front fixed wheels, height adjustable
- Mechanical swing device of discs with coil-spring
- Articulated blades



									
		Working width		Power		Blade Beam	Blades Mobili	PTO	Weight
		A (cm)	B (cm)	min	max	n°	n°		min
VARY/W	140-245 Ø 60	155	253	30	80	4	8	540 (1000)	540
VARY/W	160-265 Ø 60	159	266	30	80	4	8	540 (1000)	560
VARY/W	180-285 Ø 60	176	286	40	80	4	8	540 (1000)	590
VARY/W	200-305 Ø 60	200	307	50	80	4	8	540 (1000)	630
VARY/W	220-325 Ø 60	217	326	50	80	4	8	540 (1000)	670
VARY/W	240-345 Ø 60	239	347	60	120	4	8	540 (1000)	700

INTER-ROW MOWER HANDY



C&W WEBBER

(Amnears Farm), Reading

Chris Webber runs a diverse farm business in Reading, as an arable farmer he specialises in the production of hay & haylage bales from his 800 acres and manages a very successful DIY Livery Business. He also has a contract to maintain a 60-acre solar farm.

When taking on the maintenance of the solar farm Chris says "The original plans were to use a flock of sheep to keep the grass down around the solar panels, but unfortunately it wasn't just the grass they took a fancy to - they ate through the cables which connected the solar panels, so we had to find another solution."

"We spoke to our local dealer, Farols and they suggested we try the **Handy flail mower**.

This machine was originally designed to cut around the tree trunks in an orchard. It has a retractable cutting disc, which is offset from the main cutting deck and the tension can be adjusted for different applications. We are now on our second Handy, the first one we had for 3 years, before trading it in for Teagle's latest model.

We are really happy with this model, it is easy to use, reliable and gives results like a finishing mower. The side shift is great and means that you can get in really close to mow around the legs of the solar panels. I also use it to mow along my hedge line between the posts.

If you are looking for a specialist topper to mow around solar panels as well as the hedge line, I can recommend the Teagle Handy - it really is a handy little tool."



Also view our
**Forestry
& Excavator range**
Brochure

EFX/MD 80-160HP (up to 18cm Ø cut)

CKT/FX 5-7 TON (8cm Ø cut)

GREEN/SB 1.5-2.0 TON (1-2cm Ø cut)

Teagle

Teagle

With over **85 years** experience in designing and manufacturing of agricultural machinery you can be confident when you choose Teagle.

Contact us today to discuss your individual requirements.

CALL OUR SALES OFFICE
01872 560592



AREA MANAGER - SOUTH WEST

Mike Sanders 07970 836705
mike.sanders@teagle.co.uk

AREA MANAGER - SOUTH EAST

Chris White 07970 136614
chris.white@teagle.co.uk

AREA MANAGER - WEST

Steve Offland 07970 462240
steve.offland@teagle.co.uk

AREA MANAGER - NORTH

Gary Eastham 07866 532666
gary.eastham@teagle.co.uk

AREA MANAGER - SCOTLAND

David Haggart 07970 136616
david.haggart@teagle.co.uk

AREA MANAGER - IRELAND AND NI

Frank Byrne +353 (0)871 948404
frank.byrne@teagle.ie



Bale Processors






Rear Discharge Spreaders



Grass Care

View our full range at **teagle.co.uk**

Teagle Machinery Ltd Blackwater, Truro, Cornwall TR4 8HQ

sales@teagle.co.uk www.teagle.co.uk Tel: +44 (0)1872 560592    teagle.co.uk

FLAIL05BOBCUK