

# CANYCOM Ride-on Brushcutters

## Range Overview



CANYCOM ride-on brushcutters are manufactured in Japan with unique engineering and physics that enables them to perform in conditions that would normally destroy standard equipment and on slopes that no other mower of this type today can tackle.

The four-wheel drive CANYCOM ride-on brushcutter has a unique shaft driven mower, delivering 100% of the engine power to the 'Samurai Sword' metal cutting blades. This means the machines can handle thick, tall, up to 36mm diameter vegetation, while a combination of four-wheel drive and a low centre of gravity makes the brushcutters capable on tough slopes and hard-to-reach areas.

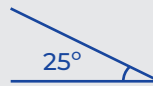
### Cut Diameter

Cut wooded material up to 36mm diameter



### Climbing Capability

EU certification of up to 25° gradeability



### Turning Circle

1.8 metre radius  
75° front lock



## CANYCOM Features

### Samurai Sword Blades

CANYCOM brushcutters boast blades with the same steel engineered for use in Samurai swords, offering outstanding strength and durability. Blades are created through a complex process, which involves metal being folded, forged, tempered and quenched repeatedly to achieve a special linear grain.

### Shaft Driven Mower

CANYCOM brushcutters feature a unique shaft-driven system, meaning 100% of engine power is delivered to the blades. Compared to a 30% loss in power seen in belt-driven machines, the CANYCOM can cut through taller and thicker vegetation.

### Steep Slope Stability

A combination of four-wheel drive and a low centre of gravity makes the brushcutters capable on tough slopes and hard-to-reach areas. CANYCOM brushcutters offer an industry-leading EU certification of up to 25 degrees gradeability.

### Versatile Drive System

The brushcutter benefits from an efficient mechanical 4WD drive train with a hydrostatic drive in front of it. This means all available horsepower is utilised and the mower can be easily driven by a single foot pedal.

## Canycom Models



### CANYCOM CMX1402

Canycom's entry level 4x4 brushcutter



### CANYCOM CMX227

The best-selling and ultra-tough all-rounder



### CANYCOM CMX2406

Ultimate power and safety ideal for professional use

## CMX1402 4x4 All-Terrain Ride-on Brushcutter



CANYCOM's most affordable 4WD Ride-on Brushcutter, packed with features that make it an extreme, all-terrain mowing machine. Thanks to unique engineering and physics, the brushcutters can perform in the most challenging conditions, making the CMX1402 a perfect choice for private landowners or smallholders with tough terrain.

Features include shaft drive deck, high and low ratio gearbox, a complete safety system including drum brake and hydrostatic drive train that can be hand or foot operated.

The CMX1402 comes fitted with a Honda GX390 with Cyclone Air Cleaner. The Cyclone traps and removes dirt and debris, while the smallest particles are isolated by a Pleated Air Filter, so that only clean air enters the engine. Due to this, Honda GX engines with the Cyclone Air Cleaner benefit from a maintenance interval that is three times longer than Honda engines with standard dual element air cleaners.

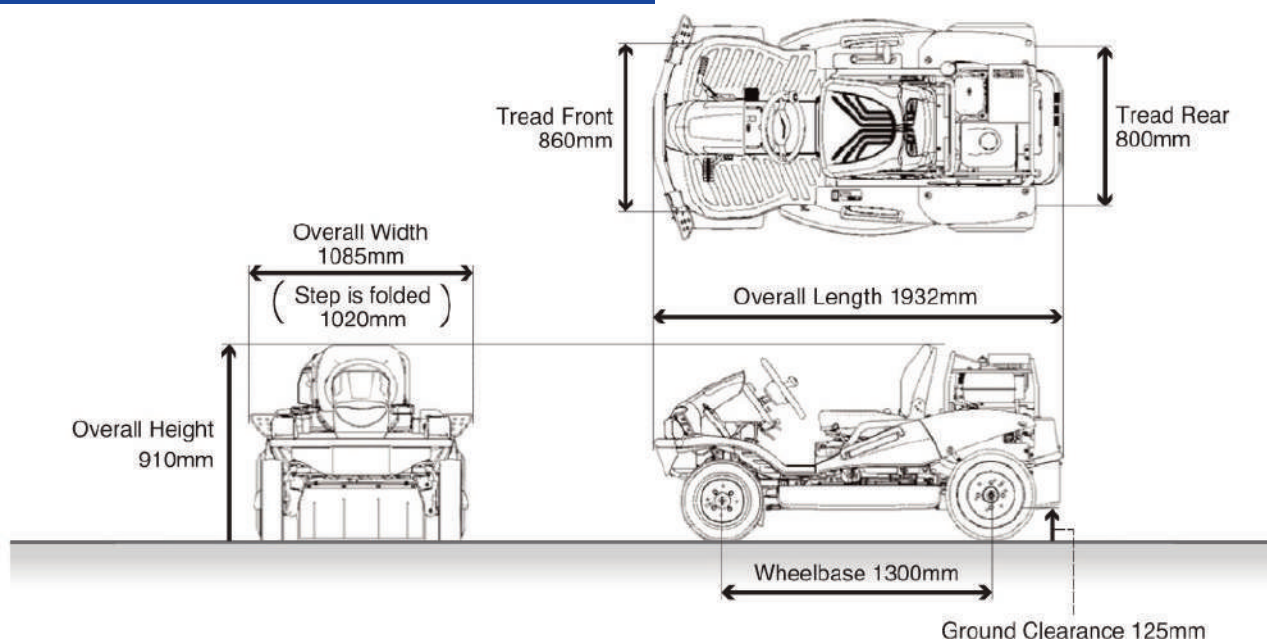
### Features

- Selectable 2WD/4WD
- Hydrostatic drive in front of the mechanical drive
- Easy operation: forwards and backwards foot controls
- Dual high and low ratio gearbox
- Mechanical and hydrostatic brakes
- Grammar suspension seat
- Cyclone Air Cleaner

### Specifications

<b>Engine Model</b>	Honda GX390
<b>Engine Type</b>	Air-cooled 4-cycle single cylinder OHV
<b>Displacement</b>	389cm <sup>3</sup>
<b>Horsepower</b>	14HP
<b>Speed</b>	High 0 to 8.2MPH Low 0 to 4.5MPH
<b>Transmission</b>	HST (Continuously Variable)
<b>Drive</b>	Selectable 2WD/4WD
<b>Fuel Type</b>	Petrol
<b>Fuel Capacity (L)</b>	6.1
<b>Brakes</b>	Internally Expanding
<b>Tyres</b>	Front: AGR 4.00-7 (2PR) Rear: 17×8.00-8 (4PR)
<b>Cut Control</b>	0-150mm (21 steps)
<b>Blade Type</b>	Samurai Standard
<b>Number of Blades</b>	2
<b>Mowing Rate</b>	7,200m <sup>2</sup> /h*

\*Estimated at the maximum speed with the auxiliary transmission in Low position



## CMX227 4x4 All-Terrain Ride-on Brushcutter



Designed to work in the toughest conditions, the CMX227 Ride-on Brushcutter can effectively clear long grass, bushes, weeds, bracken and brambles in a variety of sites from woodland trails to orchards.

The CMX227 comes fitted with an air-cooled, 22hp Yamaha EH65 engine and combined with Canycom's unique shaft driven mower and Samurai cutting blades, the CMX227 can handle the thickest, tallest vegetation. You need to see to believe what this machine is capable of!

This model comes as standard with tool-less Quick Change blades and has a comfort seat model, offering the same features, with the addition of a larger comfort seat.



Quick Change Blades



Comfort Seat

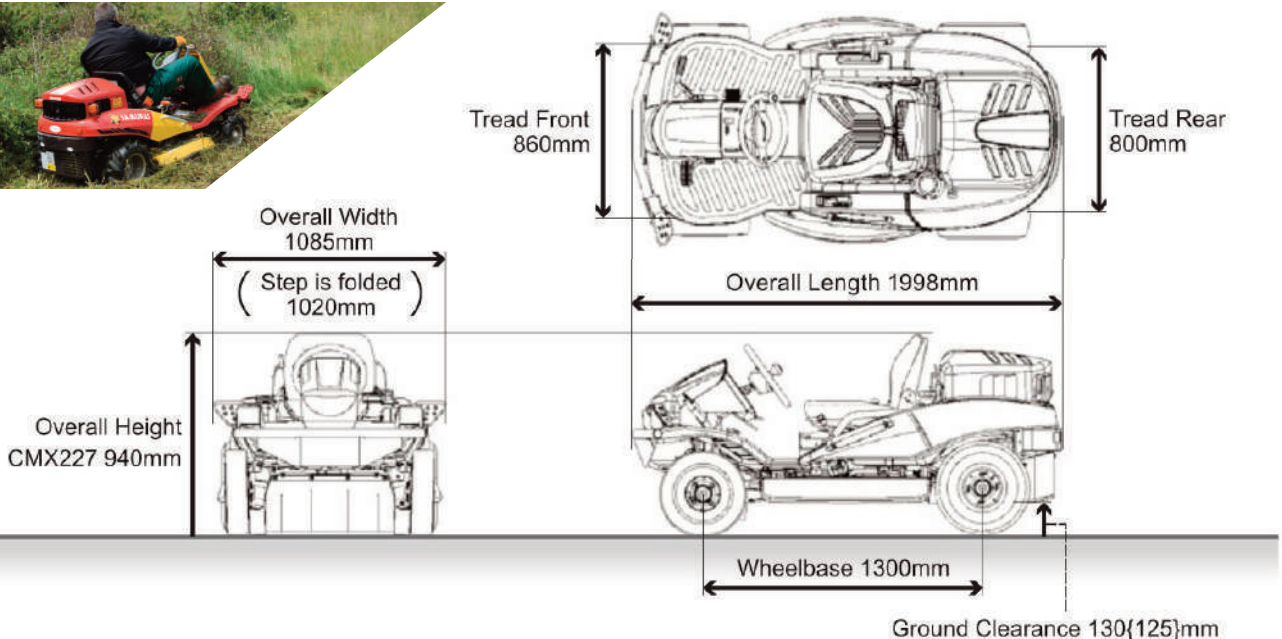
### Features

- Selectable 2WD/4WD
- Hydrostatic drive in front of the mechanical drive
- Easy operation: forwards and backwards foot controls
- Dual high and low ratio gearbox
- Mechanical and hydrostatic brakes
- Grammar suspension seat or comfort seat options

### Specifications

<b>Engine Model</b>	Yamaha EH65
<b>Engine Type</b>	Air-cooled 4-cycle V-twin
<b>Displacement</b>	653cm <sup>3</sup>
<b>Horsepower</b>	22HP
<b>Speed</b>	High 0 to 8.5MPH Low 0 to 4.7MPH
<b>Transmission</b>	HST (Continuously Variable)
<b>Drive</b>	Selectable 2WD/4WD
<b>Fuel Type</b>	Petrol
<b>Fuel Capacity (L)</b>	20
<b>Brakes</b>	Internally Expanding
<b>Tyres</b>	Front: 4.00-7 (4PR) Rear: 17X8.00-8 (4PR)
<b>Cut Control</b>	0-150mm (21 steps)
<b>Blade Type</b>	Samurai Quick Change
<b>Number of Blades</b>	2
<b>Mowing Rate</b>	7,300m <sup>2</sup> /h*

\*Estimated at the maximum speed with the auxiliary transmission in Low position



## CMX2406 4x4 All-Terrain Ride-on Brushcutter



The CMX2406 offers ultimate performance, safety and durability, making it ideal for the likes of contractors and professionals. Powered by a Honda GX690 double-barrel carburettor engine, the machine provides plenty of power, while being lower in noise than previous models.

When it comes to strength, a whole steel body, high grass gathering bumper and hard-to-flat tyres make the CMX2406 CANYCOM's toughest ever brushcutter. The machine is built for all-day use and packed with safety features including foldable ROPS and slope warning system.

### Specifications

<b>Engine Model</b>	Honda GX690
<b>Engine Type</b>	Air-cooled 4-cycle V-twin OHV
<b>Displacement</b>	688cm <sup>3</sup>
<b>Horsepower</b>	24HP
<b>Speed</b>	High 0 to 8.5MPH Low 0 to 4.7MPH
<b>Transmission</b>	HST (Continuously Variable)
<b>Drive</b>	Selectable 2WD/4WD
<b>Fuel Type</b>	Petrol
<b>Fuel Capacity (L)</b>	20
<b>Brakes</b>	Internally Expanding
<b>Tyres</b>	Front: AGR 4.00-7 (2PR) Rear: 17×8.00-8 (4PR)
<b>Cut Control</b>	0-170mm
<b>Blade Type</b>	Samurai Quick Change
<b>Number of Blades</b>	2
<b>Mowing Rate</b>	7,300m <sup>2</sup> /h*

Motorised Deck



Foldable ROPS



### Features

- Hydrostatic drive in front of the mechanical drive
- Easy operation: forwards and backwards foot controls
- Dual high and low ratio gearbox
- Mechanical and hydrostatic brakes
- Motorised lifting deck with memorise feature
- Whole Steel Body
- Foldable ROPS
- Cyclone Air Cleaner

\*Estimated at the maximum speed with the auxiliary transmission in Low position

