


 **Fleming**


**2022**  
PRODUCT LIST





**SIMPLICITY**  
IS OUR  
**STRENGTH**

---

 UK&NI: +44 (0) 2871 342637

 ROI: 048 71 342637

 [info@fleming-agri.com](mailto:info@fleming-agri.com)

 [www.fleming-agri.com](http://www.fleming-agri.com)

Originally set up in Donegal in the North West of Ireland in 1860, the Fleming family opened a manufacturing facility in Newbuildings, Northern Ireland in 1983. The company ranks as one of the oldest agricultural based companies.

## THE FACTORY



Flemings has a policy of continuous improvement and incorporates the latest design packages, CNC production machinery and processes including robotic welding, shot blasting and painting, as part of its growth plan.

With a new production facility becoming fully operational in January 2020, the Fleming factory is now a purpose-built state of the art manufacturing unit, concentrating on efficiency, quality & finish producing a value for money product for customers.



## SIMPLICITY IS OUR STRENGTH

Our products have simplicity and strength as the core value with customer focused research and design carried out by our in-house design team who continually work to a standard that has the end-user's satisfaction in mind.



All new products are extensively tested throughout the design and development process to ensure the customer ends up with a quality product that offers good value for money.

Over the years the company has developed an extensive product range to satisfy the demands of the dealer network that spans to over 20 countries worldwide.



Fleming offer a prompt and efficient delivery service, with machines and dealers well supported through a fully stocked spare parts department giving a prompt and efficient service to all customers.

## FLEMING AGRI PRODUCTS ONLINE PRESENCE

Fleming Agri Products has a modern, up to date website to help both new and existing customers to explore the features and benefits of the Fleming machinery range and what support we can offer our dealer network and our end user customers.



Flemings has enjoyed steady growth and support on the domestic/UK market while increasing their export order book over the past few years, with deliveries to Europe, Australia and New Zealand being a regular occurrence at the site in Newbuildings. With this in mind, an easy to navigate website has been developed that includes the following features:

- **Product information & specification**
- **Video & image galleries of working Fleming products**
- **Brochures & manuals downloads**
- **Find your local dealer section**
- **Online spare parts catalogue**

[www.fleming-agri.com](http://www.fleming-agri.com)

Follow Fleming Agri Products at:



Fleming Agri  
Products



@flemingagri



@fleming\_agri



flemingagri

# Terms & Conditions

## Terms

All quotations and orders accepted by Fleming Agri-Products Ltd are subject to the following terms and conditions of business:

## Orders

All orders must be emailed to [orders@fleming-agri.com](mailto:orders@fleming-agri.com)

No responsibility is accepted by Fleming Agri-Products Ltd for goods supplied incorrectly if a written order is not received.

## Price

As per current price list

Carriage charged per delivery not per machine. Price may be subject to surcharge due to fluctuation in currency and raw material costs.

## Payment

Credit accounts are to be settled in full by the 20th day of the month following the month invoice.

Overdue accounts will suspend deliveries.

## Specifications

All capacities and weights in this product list are approximate. Due to our policy of constant improvement Fleming Agri-Products Ltd reserve the right to alter specifications and price without notice or consultation.

## Delivery

Fleming Agri-Products Ltd accepts no liability for any delay or the consequences of any delay. The customer is responsible for providing a safe and adequate means of unloading all deliveries.

## Returns

Fleming Agri-Products Ltd regret that no goods can be returned without authorisation and any such returns may be subject to a handling charge of 10% of the invoiced price.

## Training

All operation manuals must be read prior to the machine being used. These will instruct the user on the correct use for the machine and the health and safety aspects.

## Title

All goods shall remain the property of Fleming Agri-Products Ltd until the customer has paid in full the whole of the contract price. While the goods remain in the ownership of Fleming Agri-Products, the customer shall keep them and insure them against damage, destruction or theft for their full value and return them to Fleming Agri-Products on demand. Any proceeds of an insurance claim in this connection shall belong to Fleming Agri Products Ltd for whom the customer shall hold the same in trust. The customer is expressly prohibited from creating any mortgage, charge or other encumbrance adverse to the title of Fleming Agri-Products Ltd.

## Guarantee

Equipment used by contractors is guaranteed for 6 months or one complete season. Equipment used for hire will not be covered by the guarantee unless by special arrangements with Flemings. All other new equipment sales are warranted for a period of twelve months. Our guarantees do not apply to any parts which are not of our make unless covered by those terms.

Warranty does not cover mileage, labour or replacement of consumable and wearing parts. Fleming Agri-Products Ltd shall not be liable in any circumstances for loss, injury or expense, whether direct or indirect, which may arise for any reason what so ever in connection with any goods supplied or work done by Fleming Agri-Products Ltd.

## Parts only Warranty

No rectification work is to be carried out prior to notification, agreement and authorisation by Fleming Agri Products Ltd.

A price must be agreed and an order number issued before proceeding.

# Content Index

<b>Content</b>	<b>Pages</b>
About Fleming Agri	1
Fleming Agri online	2
Terms & conditions	3
Contents	4
Land rollers	5 - 12
Aerators	13 - 15
Grass harrows	16 - 17
Grass toppers	18- 24
Flail mowers	25
Fertiliser spreaders	26-28
Finishing mowers	29
Hay machinery	30 - 32
Tipping transport boxes	33 - 34
Hyd transport boxes	35 - 36
Tipping trailers	37 - 45
Flat bed bale trailers	46
Trailer wheels	47
Land levellers	48- 49
Rotavators	50
Sand man	51
Soilmaster	52
Slurry tankers	53 - 57
Dust suppression tankers	58
Slurry pumps	59
Muckspreaders	60 - 64
Yardscrapers	65 - 67
3pl Bale handling equipment	68 - 71
Out front - front loader attachments	72 - 82
Bale handling equipment	72 - 75
Shear grabs	76 - 77
Loader buckets	78
General purpose grab	79
Muck forks	80
Front loader yard scraper	81
Pallet forks	82
Notes	83 - 87
Fleming staff	Back page

# Land Rollers

## Compact Land Roller

A range of compact rollers have been developed to cater for smallholders, equestrian use, parkland maintenance, sports pitches maintenance for use with tractors from 15 – 50 hp or 4 wheel drive quads. All compact rollers are designed for ease of use and low maintenance.



- All drums are air tested & can be filled with water for extra weight
- 50mm steel shaft with hardwood bearings
- 1.25m (4ft) & 1.5m (5ft) have optional ball hitch drawbar and galvanised frames
- Compact rollers have a 590mm (2ft) diameter drum with 6mm wall thickness
- 2m and 2.5m rollers have a pick-up eye & 3 point linkage for easy transport when empty. They are designed to be towed by tractors only and are not suitable for use behind quads
- Scraper blade optional



Model	Rolling width	Drum diameter	Wall thickness	Ball hitch option	Galv frame
4246	1.2m	0.59m	6mm	Yes	Yes
5246	1.5m	0.59m	6mm	Yes	Yes
66246	2m	0.59m	6mm	No	No
8246	2.5m	0.59m	6mm	No	No

For more details on all land rollers specification go to page 12

# Land Rollers

## Trailed & 3 Point Linkage Land Rollers

Ideal for medium size farms and optional use with tandem lead rollers for larger operations.



- All drums are air tested & can be filled with water for extra weight
- Hardwood bearings
- 65mm steel shaft on 2.5m x 0.74m rollers
- 75mm steel shaft on 2.7m & 3m models
- 60 - 90 hp required
- Scraper blade optional
- 3PL on 83010 & 83012 models for unladen transport only



Model	Rolling width	Drum diameter	Wall thickness	3 point linkage
83010	2.5m	0.74m	10mm	Yes
83012	2.5m	0.74m	12mm	Yes
83612	2.5m	0.89m	12mm	No
93616	2.7m	0.89m	16mm	No
93612	2.7m	0.89m	12mm	No
103612	3m	0.89m	12mm	No
103010	3m	0.74m	10mm	No

For more details on all land rollers specification go to page 12



# Land Rollers

## Tandem Lead Roller

The Fleming tandem lead roller has been designed for farmers or land owners with large fields in close proximity.



- 90 - 120 hp required
- All drums are air tested & can be filled with water for extra weight
- Heavy duty 100mm structural box frame with over channel support and pick up eye
- Tandem lead roller can be used with existing on farm roller either 2.5m or 3m
- Lead roller draw arm can be folded for drawing rollers in-line for easy field access, easily changed from transport to working position (no heavy lifting)
- Hardwood bearings with a 75mm steel shaft
- Scraper blade optional



Model	Rolling width	Drum diameter	Wall thickness
103010T	3m	0.74m	10mm

For more details on all land rollers specification go to page 12



# Land Rollers

## Hydraulic Lifting Roller

Ideal for large farms, contract work and hire fleets.



- All drums are air tested & can be filled with water for extra weight
- Heavy duty 120mm structural box frame with pick up eye
- Hardwood bearings & 75mm steel shaft
- 6 stud axle with 10/75/15.3 tyres
- Unique Fleming hinged drawbar reducing stress on the frame
- Only seconds to change over to transport position
- 80 – 90 hp required
- Scraper blade as standard



Model	Rolling width	Drum diameter	Wall thickness
8WK12	2.5m	0.89m	12mm
9WK12	2.7m	0.89m	12mm
9WK16	2.7m	0.89m	16mm

For more details on all land rollers specification go to page 12

# Land Rollers

## 12ft End-Tow Roller

The end tow roller is ideal for larger operations, contract work and hire fleets.



- All drums are air tested & can be filled with water for extra weight
- Hard wearing, greased wooden bearings
- Heavy duty 120mm structural box frame with reinforced, lowered pick up eye as standard for good ground clearance
- 6 stud axle hubs with 12.5/80/15.3 tyres
- Twin rams & scraper blade as standard
- Unique Fleming swing drawbar with reinforced HD pivot points makes it easy to change over between transport to working position with no heavy lifting
- 90-100 hp required



Model	Rolling width	Drum diameter	Wall thickness
123612ET	3.66m	0.89m	12mm

For more details on all land rollers specification go to page 12

# Land Rollers

## 18ft End Tow Roller

The end tow roller is ideal for larger operations, contract work and hire fleets.



- All drums are air tested & can be filled with water for extra weight
- Hard wearing, greased wooden bearings
- Heavy duty 120mm structural box frame with reinforced lowered pickup eye as standard for good ground clearance
- 6 stud axle hubs with 400/60 R15.5 tyres
- Twin rams and scraper blade as standard
- Steel shaft with 6 bearings, reducing wear on shafts and ease turning at headlands
- Unique Fleming swing drawbar with reinforced HD pivot points makes it easy to change over between transport to working position with no heavy lifting
- 130 hp requirement



Model	Rolling width	Drum diameter	Wall thickness
183612	5.5m	0.89m	12mm

For more details on all land rollers specification go to page 12

# Land Rollers

## Hydraulic Folding Roller



- All drums are air tested and can be filled with water for extra weight & transported fully laden
- Heavy duty 120mm structural box frame
- Hard wearing wooden bearings
- 6 stud axle hubs with 12.5 x 15.5 tyres
- Independent floating rollers for constant ground pressure
- Easy to change over to transport / working position through tractor hydraulics, no heavy lifting
- 100-110 hp required
- Scraper blade standard on centre section



Model	Rolling width	Drum diameter	Wall thickness
183012	5.5m	0.74m	12mm

For more details on all land rollers specification go to page 12

# Land Roller Specifications

Wheel kit land roller	183612ET	123612ET	183012	8WK12	9WK12	9WK16
Rolling width	5.5m	3.7m	5.5m	2.42m	2.78m	2.78m
Transport width	2.41m	2.21m	2.63m	2.62m	2.95m	2.95m
Drum diameter	885mm	894mm	745mm	900mm	885mm	885mm
Drum thickness	12mm	12mm	12mm	12mm	12mm	16mm
Side wall thickness	6mm	6mm	5mm	6mm	6mm	6mm
Pick up eye	YES	YES	YES	YES	YES	YES
3PL	NO	NO	NO	NO	NO	NO
Centre shaft	65mm	65mm	75mm	65mm	75mm	75mm
Hard wood bearing	YES	YES	YES	YES	YES	YES
Grease points	YES	YES	YES	YES	YES	YES
Unladen weight <sup>Approx</sup>	3000kg	2085kg	3000kg	1450kg	1750kg	1950kg
Laden weight	6000kg	4360kg	5200kg	2923kg	3370kg	3570kg
Scraper blade	Standard	Standard	Standard on centre drum	Optional	Optional	Optional
Wheel kit	Standard	Standard	Standard	Standard	Standard	Standard

Land roller	103010T	103010	103612	93616	83010	83612
Rolling width	3m	3m	3m	2.74m	2.42m	2.42m
Overall width	3.34m	3.22m	3.22m	2.95m	2.62m	2.62m
Drum diameter	745mm	745mm	885mm	890mm	745mm	865mm
Drum thickness	10mm	10mm	12mm	16mm	10mm	12mm
Side wall thickness	5mm	5mm	6mm	6mm	5mm	6mm
Pick up eye	YES	YES	YES	YES	YES	YES
3PL	NO	NO	NO	NO	YES	NO
Centre shaft	75mm	75mm	75mm	75mm	65mm	75mm
Hard wood bearing	YES	YES	YES	YES	YES	YES
Grease points	YES	YES	YES	YES	YES	YES
Unladen weight <sup>Approx</sup>	1170kg	883kg	1000kg	1180kg	685kg	968kg
Laden weight	2400kg	2133kg	2866kg	2885kg	1674kg	2309kg
Scraper blade	Standard	Optional	Optional	Optional	Optional	Optional
Wheel kit	N/A	N/A	N/A	Optional	N/A	Optional

Land roller	8246	66246	5246	4246
Rolling width	2.42m	1.98m	1.50m	1.20m
Overall width	2.62m	2.18m	1.75m	1.45m
Drum diameter	595mm	590mm	590mm	590mm
Drum thickness	6mm	6mm	6mm	6mm
Side wall thickness	5mm	5mm	5mm	5mm
Pick up eye	YES	YES	JAW	JAW
3PL	YES	YES	NO	NO
Centre shaft	50mm	50mm	50mm	50mm
Hard wood bearing	YES	YES	YES	YES
Grease points	YES	YES	YES	YES
Unladen weight <sup>Approx</sup>	406kg	320kg	227kg	200kg
Laden weight	1029kg	860kg	627kg	512kg
Scraper blade	Optional	Optional	Optional	Optional
Wheel kit	N/A	N/A	N/A	N/A

# Aerators

## 5ft Model (AR5)



- Heavy duty galvanised frame complete with parking stands & weight carrying rack
- 3 point linkage
- Double sided specialised groundscare blades for easy ground entry and exit for minimal surface damage (250mm by 8mm)
- Blades fitted in a spiral for smooth, effective operation
- Replaceable chamfered boron steel blades fitted in positive locking socket resulting in less stress on bolts to keep blades tight
- Chain harrow towing eye fitted
- Heavy duty 45mm bearings
- Protective bearing skids
- Unique blade locking system



Model	AR5
Working width (m)	1.5
HP requirement	25hp
Unladen weight (kg)	235kg
Number of blades	24



# Aerators

## 8ft (AR8) & 10ft (AR10) models



- Weight carrying rack
- Heavy duty frame
- Parking stands
- Chain harrow towing eye fitted
- Adjustable rotor angle
- Heavy duty 3PL
- Blades fitted in a spiral for smooth, effective operation
- Heavy duty 45mm bearings
- Protective bearing skirts
- Unique blade locking system
- Replaceable, chamfered boron steel blades fitted in positive location socket resulting in less stress on bolts to keep blades tight (250mm by 10mm)



Model	AR8	AR10
Working width (m)	2.5	3
Rotor angle adjustment	0-10°	0-10°
HP requirement	50	70
Unladen weight (kg)	415	518
Number of blades	42	48



# Aerators

## 5m/16ft Folding Aerator (AR16)



- Weight carrying rack
- High performance working capacity with compact transport position
- Heavy duty rams for smooth hydraulic folding mechanism
- Rubber cushions on transport wings for smooth, quiet transport
- Lock down wing mechanism for consistent, even penetration
- Chain harrow towing eye fitted
- Adjustable positional rotor angle up to 10 degrees
- Heavy duty 3PL
- Blades fitted on a spiralled effect for smooth effective operation
- Heavy duty 45mm bearings
- Protective bearing skids
- Unique blade locking system
- Replaceable, chamfered boron steel blades fitted in positive Location socket resulting in less stress on bolts to keep blade tight (250mm by 10mm)



Model	AR16
Working width (m)	5
Rotor angle adjustment	0-10°
HP requirement	100+
Unladen weight (kg)	1015kg
Number of blades	84
Transport width (m)	2.67



# Grass Harrows

## Trailed Grass Harrows




- Excellent for pasture renovation, breaking up and levelling heavy soil
- Stimulates growth by aerating and loosening thatch
- Excellent for ripping out moss, spreading manure, and levelling mole hills
- Creates good root aeration for better water infiltration and growth
- Works in fertiliser to both spread and maximise effectiveness
- Surface levelling in equestrian centres, sand ménages, gallops, tracks
- Strong, robust design ensures long life and minimum maintenance
- 64mm x 13mm boron steel mat and tine
- The mat is operated at a 5° angle to ensure complete scarifying effect (no tracking)



Code	GH4	GH6	GH8	GH10	GH12
Width	1.2m	1.8m	2.5m	3m	3.7m
Length	2m	2m	2m	2m	2m
Tine length	64mm x 13mm	64mm x 13mm	64mm x 13mm	64mm x 13mm	64mm x 13mm
HP	15	25-30	30-45	30-50	50-65
Mat weight	50kg	75kg	100kg	125kg	150kg

# Grass Harrows

## Mounted Grass Harrows



**GHL6C**  
 Mounted, compact grass harrow.  
 Ideal for compact & sub compact  
 with cat.1 linkage as standard.



GHL6 & GHL8  
 have a galvanised  
 frame as standard



- Our mounted grass harrows are ideal for pasture regeneration, breaking up & levelling heavy soil and grass stimulation
- The mat is operated at a 5° angle to ensure complete scarifying effect (no tracking)
- Strong, robust design ensures long life and minimum maintenance
- 64mm x 13mm boron steel mat and tine
- Mounted chain harrows are easy to fold manually



Hyd Folding option



Code	GHL6C	GHL6	GHL8	GHL10	GHL12	GHL14	GHL16
Width	2.2m	2.2m	2.5m	3m	3.6m	4.25m	5.25m
Length	1.67m	2.15m	2.15m	2.15m	2.15m	2.15m	2.15m
Tine length	64mm x 13mm	64mm x 13mm	64mm x 13mm	64mm x 13mm	64mm x 13mm	64mm x 13mm	64mm x 13mm
HP	20-30	20-30	30-30	30-50	50-65	50-75	70-85
Total weight	120kg	120kg	195kg	250kg	300kg	350kg	400kg

# Grass Toppers

## In-line and Semi Offset



- Reinforced deck, fabricated in one piece from 3mm steel plate
- Reinforced, structural frame across the body of the topper for absolute rigidity
- Galvanised headstock and skids for longer life
- Double jaw support lift arm brackets on TOP6
- Adjustable headstock for In-line and semi-offset on TOP3, TOP4 and TOP5 models
- Comer gearbox and boron steel blade carrier
- Shear bolt protected PTO shaft & convex skids
- Cat 1 pins on TOP3, TOP4 & TOP5
- Cat 1 & Cat 2 pins on TOP6
- TOP6 - Semi offset only
- Wheel option available for TOP4 and TOP5



Code	TOP3	TOP4	TOP5	TOP6
Tractor HP req'd	20	25	30	40
Transport width	1.17m	1.4m	1.65m	1.82m
No. of rotors	1	1	1	1
No. of blades	2	2	2	2
No. of gearbox	1	1	1	1
Gearbox rating	30hp	30hp	30hp	40hp
Weight	170kg	202kg	246kg	323kg

# Grass Toppers

## Heavy Duty 6ft Topper

For rushes and heavy grass/weeds

TOP6HD



- Heavy duty semi-offset or in-line grass topper (6ft)
- Cat 2 pins
- Ideal for clearing heavy rushes and bracken
- 80hp gearbox
- shear bolt protection
- Heavy duty reinforced deck
- Heavy duty, boron steel blade carrier with high performance blades
- Galvanised skids and A frame
- Smooth top deck (no water traps)
- Optional chain rotor



Model	HP	Transport width	Rotors	Blades	Gearbox	Gearbox rating	Weight
TOP6HD	60	1.8m	1	4	1	80hp	382kg



# Grass Toppers

## In-line Topper



- 9ft standard model for topping meadows and grass
- Deck fabricated from 3mm steel plate with a reinforced structural frame across the topper body for rigidity
- HD galvanised chain support for secure transport
- Floating headstock and reinforced 4mm sides with convex galvanised skids gives constant ground contact and even cut
- Gearbox and rotors mounted on a one piece HD central base plate with indestructible HD boron steel blade carriers
- HD 55hp Comer gearbox with straight drive-line protected by rubber couplings
- PTO over-run and shear bolt protection against rotor impact
- Double jaw support lift arm brackets with Cat 2 lift arm pins



## Super 900 model

TOP9INHD & TOP9HDOF (2.7m) 9ft heavy duty models  
(For rushes and heavy grass)

- Fitted with 75hp gear boxes
- HD flexible knuckle drive line protected by rubber couplings
- Fitted with fluted blades and additional straight blades for mulching effect when cutting



TOP9HDOF  
(Front mounted model)

Model	HP	Transport width	Rotors	Blades	Gearbox	Gearbox rating	Weight
TOP9	70	2.74m	2	4	3	55hp	494kg
TOP9INHD	80	2.74m	2	8	3	75hp	500kg
TOP9HDOF	80	2.74m	2	8	3	75hp	500kg

# Grass Toppers

## Super Float Grass Topper

TOP7SF (2.14m) 7ft Super Float  
TOP8SF (2.5m) 8ft Super Float



- Deck fabricated from 3mm one piece steel plate fitted on a reinforced, structural frame along the body of the topper for rigidity
- Floating top link and hinged body provide bi-lateral movement for constant ground contact and even cut
- Counter rotating twin rotors and indestructible boron steel blade carriers fitted with free floating, boron steel fluted blades
- Adjustable cutting height 50mm - 200mm
- Converts to working/transport position hydraulically, with spring loaded safety latch when in transport position
- Hydraulic breakaway for the ultimate machine protection and speed of operation (can be reset from the tractor seat)
- Comer gearboxes with straight drive-line protected by rubber couplings
- PTO over-run and shear bolt protection against rotor impact
- Double jaw support lift arm brackets with Cat 2 lift arm pins



Model	HP	Transport width	Rotors	Blades	Gearbox	Gearbox rating	Weight
TOP7SF	70	1.83m	2	4	3	55hp	616kg
TOP8SF	80	1.83m	2	4	3	55hp	650kg



# Grass Toppers

## Heavy Duty Super Float Grass Topper TOP8SFHD (2.5m)



### 8ft heavy duty model for rushes and heavy grass

The heavy duty model has all the features of the standard super float but with additional features including:

- Fitted with 75hp gearboxes
- HD flexible knuckle drive line protected by rubber couplings
- Fitted with fluted blades and additional straight mulching blades



Model	HP	Transport width	Rotors	Blades	Gearbox	Gearbox rating	Weight
TOP8SFHD	80	1.83m	2	8	3	75hp	670kg

# Grass Toppers

## Trailed Superfloat Grass Topper TOP8T (2.5m) 8ft Standard



- Deck fabricated from 3mm one piece steel plate with reinforced 4mm sides & galvanised convex skids
- Free floating deck with spring assisted float allowing the deck to glide over the ground keeping the blades at an even cutting height at all times
- Counter rotating rotors combine with the fluted, hardened steel cutting blades to disperse grass evenly
- Gearboxes & twin rotors are mounted on a heavy duty one piece central base plate and fitted with indestructible boron steel blade carriers with free floating blade protection in the event of a collision
- Adjustable cutting height 50mm - 200mm
- Converts to working/transport position hydraulically, follows directly behind the tractor
- Comer gearbox with straight drive-line protected by rubber couplings
- Lift arm drawbar combined with wide angle PTO c/w over-run and shear bolt protection for better manoeuvrability and tighter turning when operating
- 10.5 x 75 x 15.3 tyres on a reinforced wheel carriage

## TOP9T 2.7m 9ft Heavy Duty For rushes and heavy grass

- Fitted with 75hp gearbox
- Heavy duty flexible knuckle drive line protected by rubber couplings
- Fitted with fluted & additional straight blades for mulching effect when cutting
- Hydraulic safety locking mechanism



Model	HP	Transport width	Rotors	Blades	Gearbox	Gearbox rating	Weight
TOP8T	80	2.5m	2	4	3	55hp	650kg
TOP9T	80	2.7m	2	8	3	75hp	850kg

# Power Topper

## 4ft Power Topper

(TOP4P)



- Double belt drive
- Electric start
- 20hp Honda GXV630 engine (2 year warranty)
- 1.2m cutting width with simple height adjustment
- Drawbar can be offset to either side with 5 different positions for hard to reach areas
- Galvanised for long life
- Boron steel rotor with hardened, free floating blades
- Removable jack
- Suitable for towing behind ATV's, quads or 4x4
- Heavy duty reinforced deck
- Half round skids
- Wheel size: 15x6-6



Model	HP	Transport width	Cutting width	Rotors	Blades	Wheels
TOP4P	20	1.3m	1.2m	1	2	15x6-6

# Flail Mowers

## Flail Mowers

Models available:

- TOPF100
- TOPF130
- TOPF145
  
- TOPF160
- TOPF175
- TOPF205
- TOPF250



- Rotor electronically balanced
- Hammerhead Flails
- Series -5 PTO shaft
- Adjustable rear roller
- Adjustable skids
- Fitted with diffusers as standard
- Hydraulic side shift on some models
- Central gearbox equipped with free wheel clutch (540RPM)
- Cat 1 linkage
- Belts mounted externally
- Larger agri spec models are fitted with 3 belts  
\*TOPF250 has 4 belts



Model	Overall width (cm)	Working width (cm)	HP required	Weigh (kg)
TOPF100	115	100	30	300
TOPF130	145	130	40	366
TOPF145	162	145	45	388
TOPF160	177	160	50	412
TOPF175	192	175	55	434
TOPF205	222	205	60	482
TOPF250	270	248	100	465

# Fertiliser Spreaders

## Wagtail (Pendulum) Fertiliser Spreaders

The Fleming wagtail (pendulum) fertiliser spreaders have been designed for spreading granulated fertiliser. The wagtail spreader is an extremely versatile machine, suited for use on smaller tractors as well as a cost effective means of spreading large volumes of granulated fertiliser on bigger farms. The Fleming wagtail spreader comes in 2 main sizes: the FSW500 which can be fitted with extension sides up to 600 litres and the FSW800 which can be fitted with extension sides up to 1400 litres.

Wagtail model options include:

- FSW500
- FSW600
- FSW800
- FSW1000
- FSW1250
- FSW1400



- Glass fibre, reinforced hopper which does not rust or deteriorate
- Variable spreading widths from 6m - 12m
- Parts are compatible with other makes of spreaders
- Optional hydraulic shut off
- Optional dry salt spreader attachment



Model	Load capacity (L)	Max height	Spreading width	Weight
FSW500	500	1.000m	6 - 12m	130kg
FSW600	600	1.035m	6 - 12m	155kg
FSW800	800	1.070m	6 - 12m	175kg
FSW1000	1000	1.200m	6 - 12m	178kg
FSW1250	1250	1.300m	6 - 12m	190kg
FSW1400	1400	1.350m	6 - 12m	195kg



# Fertiliser Spreaders

## Single Disc Fertiliser Spreaders

The Fleming tractor mounted single disc fertiliser spreader (spinner) has been designed as a value for money machine for spreading granulated fertiliser and dried salt. A very versatile unit, well suited for use on smaller tractors for a cost effective means of spreading granulated fertiliser on equestrian and small holdings as well as larger undulating grassland and hill farms. Can be fitted with a salt spreading kit for use in winter for keeping roads, drives, car parks etc clear from frost and snow.

The Fleming single disc spreader come in 2 models:

- FS300
- FS500



- 4 adjustable spreading fins for even distribution of material
- Spreading disc and fins made from stainless steel for longer life
- Cat 1 lift arm pins
- Optional agitator
- Optional cable control shut off
- Attachment available for spreading dry salt and sand (Not suitable for rock salt)
- Optional cover



Model	Load capacity (L)	Spreading width	Height	Weight
FS300	315	6m - 10m	1.05m	54kg
FS500	450	6m - 10m	1.13m	60kg

# Fertiliser Spreaders

## Trailed Spreaders (FSC180T)

The Fleming trailed fertiliser spreader is designed for spreading granulated fertiliser and dried salt, for towing behind small tractors, garden vehicles and other compact machines such as quads which do not have a PTO.

A versatile machine, well suited for use on green areas, gardens, equestrian and hobby small holdings. It can be fitted with a salt spreading kit for use in winter for keeping roads, driveway, car parks etc clear from frost and snow.



- 4 adjustable spreading fins for even distribution of material
- Spreading disc and fins made from stainless steel for longer life
- Ground driven
- Robust plastic hopper
- 50mm ball hitch
- Optional agitator
- Optional cover
- Attachment available for Spreading dry salt and sand (Not suitable for rock salt)



Model	Load capacity (L)	Spreading width	Weight	Number of fins
FSC180T	213	6m	80kg	4



# Finishing Mowers

Available models are:

FM120 (4ft)

FM150 (5ft)

FM180 (6ft)

FM230 (8ft)



- All mowers have simple adjustable cutting height of 25mm-100mm (1-4")
- Floating top link to allow for even cut on undulating ground
- Low horse power requirement
- Heavy duty gearbox with self-tensioning belts
- Easy to access greasing points
- Hard wearing hardened steel blades
- Heavy duty chain guard protection as standard on all models
- Cat 1 lift pins
- Heavy duty PTO shaft
- 5 blades on FM230
- Mulching kit optional extra on all sizes



Mulching kit optional extra on all sizes



Model	FM120	FM150	FM180	FM230
Cutting width	48"	60"	72"	90"
Cutting height	1" - 4"	1" - 4"	1" - 4"	1" - 4"
No. of blades	3	3	3	5
HP req'd	12 - 20	15 - 30	20 - 40	30 - 60
3PL hitch	Cat 1	Cat 1	Cat 1	Cat 1
Weight (kg)	170	200	228	315
Wheels	210 x 80	210 x 80	210 x 80	210 x 80

## Windrower (HAYAG4.2RAKE)



- Designed for small and medium-sized farms
- Heavy duty PTO with over run
- The forage forms perfect rows that are well aired, facilitating good quality fodder for efficient baler collection
- Pneumatic double bogie wheel system for even tine contact with the ground
- The windrower has a manual working height adjustment device to guarantee constant even side-delivery
- Parking stand
- Cat 2 lift arm pins
- Protective guard rail



# Hay Machinery

## Hay Tedder (HAYAG5.2TED)



- Oil immersed sealed rotor gearboxes
- 4 rotors
- 3 point linkage mounted
- Hydraulic folding arms
- 6 tines per rotors
- Transport width 3.15m
- Working width 5.2m
- 540 PTO speed
- Weight 432kg



## Haymaker



- Designed for small and medium-sized farms
- The most complete universal haymaker for spreading & tedding
- High performance rate, simple to operate & sturdy construction
- Spare parts compatible with other makes of tedders/hayrakes
- 35 hp requirement
- Fitted with wide tyres for rough terrain
- Tines are positioned by centrifugal force and float to collect the whole crop
- At high working speeds you will get a soft and loose swath and good separation
- Adjustable deflectors allow for the correct working settings
- Cat 1 & Cat 2 lift arm pins

Working width	Transport width	Height	PTO	Pneumatic tyres	RPM
3m	2.3m	0.79m	RPM 540	2 X No X 15 x 6.00 - PLY	180

No. of Tines	H.P	Hitch type	Weight
20	35	3PL	330kg

# Transport Boxes

## Compact Tipping Transport Boxes

TB4C, TB5C

For light use for small holders, parkland & sports pitch maintenance



- Suitable for all compact and sub compact tractors
- Solid construction from 3mm reinforced steel plate
- Independent hitch mechanism
- Double jaw lift arm pin support
- Easy to remove back door
- Cat 1 pins supplied
- Maximum load for TB4C (120kg)
- Maximum load for TB5C (140kg)



Model	Weight (kg)	Width (mm)	Height (mm)	Depth (mm)	Capacity (m <sup>3</sup> )	Max HP	Body material (mm)	Lift pin
TB4C	81	1260	340	590	0.24	40	3	cat.1
TB5C	90	1510	340	590	0.30	40	3	cat.1

# Transport Boxes

## Standard Tipping Transport Boxes

(TB4, TB5)

- To suit tractors from 20-65 hp
- Easy to remove back door
- Cat 1 lift pins supplied
- Double jaw lift arm pin support
- Solid construction from 3mm reinforced steel plate
- Robust independent tipping hitch mechanism
- Maximum load for TB4 - 160kg
- Maximum load for TB5 - 200kg



## Heavy Duty 6ft Tipping Box (HD6)

Designed for a more heavy duty workload around the farm or park such as moving stones, gravel, soil etc.

Designed for higher horse power tractors but still remains a low cost, value for money product for getting the job done.

- To suit tractors from 65-100 hp
- Solid construction from 5mm reinforced steel plate
- Heavy duty independent tipping hitch mechanism
- Cat 2 lift pin supplied
- Maximum load for HD6 - 500kg



Model	Weight (kg)	Width (mm)	Height (mm)	Depth (mm)	Capacity (m <sup>3</sup> )	Max HP	Body material (mm)	Lift pin
TB4	128	1260	510	780	0.42	50	3	cat.1
TB5	138	1510	510	780	0.51	60	3	cat.1
HD6	241	1830	510	780	0.61	90	5	cat.2



# Transport Boxes

## Hydraulic Compact Transport Boxes (HYD4C, HYD5C)



- Internal reinforcing shoes tie the strength of the floor to the cross beams on the back of the box creating a solid back plate to absorb the force of the tractor. The reinforcing shoes have smooth rounded edges for easy unloading and cleaning
- The heel of the box is fitted with a scraping blade, supported by the floor skids further adding reinforcing strength to the back of the box and giving the capability of grading and levelling stones, sand, soil, etc. Suitable for all compact and sub compact tractors
- Solid construction from 3mm reinforced steel plate
- Robust hydraulic loading & tipping hitch mechanism
- Heavy duty double acting ram
- Requires double acting spool valve
- Range of 3pl settings to suit most tractors
- Double jaw lift arm pin support
- Cat 1 lift pins supplied



Model	Weight (kg)	Width (mm)	Height (mm)	Depth (mm)	Capacity (m <sup>3</sup> )	Max HP	Body Material (mm)	Lift pin
HYD4C	129	1260	510	640	0.34	50	3	Cat.1
HYD5C	140	1510	510	640	0.43	55	3	Cat.1



# Transport Boxes

## Hydraulic Transport Boxes



- Internal reinforcing shoes tie the strength of the floor to the cross beams on the back of the box creating a solid back plate to absorb the force of high horse power tractors
- The 5mm (6mm on HYD7) thick folded form of the box has 2 internal reinforcing beams across the back of the body eliminating any flexing when the box is under heavy load. The heel of the box is fitted with a scraping blade, supported by the floor skids further adding reinforcing strength to the back of the box and giving the capability of grading and levelling stones, sand, soil etc
- Suitable for tractors from 45-130 HP
- Solid construction of reinforced steel plate
- Heavy duty hydraulic loading & tipping hitch mechanism
- Heavy duty double acting ram
- Requires double acting spool valve
- Reinforced floor and nose plate for loading and scraping
- Range of 3PL settings to suit most tractors
- Double jaw lift arm pin support
- Cat 2 lift arm pins



Model	Weight (kg)	Width (mm)	Height (mm)	Depth (mm)	Capacity (m <sup>3</sup> )	Max HP	Body material (mm)	Lift pin
HYD5	267	1510	610	930	0.54	80	5	Cat.2
HYD6	296	1830	610	930	0.66	100	5	Cat.2
HYD66	311	2000	610	930	0.72	100	5	Cat.2
HYD7	380	2170	610	930	0.78	130	6	Cat.2

# Tipping Trailers

## TR1 & TR2 Tipping Trailers



- All sides are removable
- Parking jack as standard
- High tip for clean unloading
- Reinforced floor and side chimes fabricated in one piece for extra strength
- Reinforced sides and hinge points
- Structural steel chassis with 5 stud axle
- TR1 - 1500kg capacity
- TR2 - 2000kg capacity

Optional galvanised mesh sides & full back door



Model	Body length	Width	Floor thickness	Sides height (cm)	Loading height to trailer floor (cm)	Loading height to top of sides (cm)
TR1	1.91m (6ft3")	1.2m (4ft)	2.5mm	32cm	68cm	100cm
TR2	2.6m (8ft5")	1.37m (4ft6")	3mm	36cm	80cm	117cm

Model	Lights	Brakes	Unladen weight	Cubic capacity (m <sup>3</sup> )	Wheel size standard	Wheel size optional
TR1	NO	NO	347kg	0.74	23/10.5/12	N/A
TR2	Optional	Optional	496kg	1.16	10/80/12	26/12/12.5

Optional Extras

Model	Side height with mesh sides (cm)	Cubic capacity with mesh sides (m <sup>3</sup> )
TR1	62	1.36
TR2	64	2.06

# Tipping Trailers

## TR4 & TR6 Tipping Trailers



- Reinforced sides and hinge points
- High tip for clean unloading
- Hydraulic brakes & lights as standard
- Lights fitted in protective channel
- Slim-line reinforced draw-bar with hose and cable stand as standard
- All 4 sides are removable and are fabricated in one piece (no water traps)
- 4mm reinforced floor and side chimes fabricated in one piece for extra strength
- Handbrake as standard
- Galvanised mesh sides optional
- Extension sides/door optional



Optional mesh sides

### TR4 Trailer

- 4000 kg capacity
- Size 3m x 1.9m x 0.56m (10ft x 6ft 3" x 22")

### TR6 Trailer

- 6000 kg capacity
- Size 3.76m x 2.15 x 0.56m (12ft3 x 7ft x 22")



Model	Body length	Width	Floor thickness	Sides height (cm)	Loading height to trailer floor (cm)	Loading height to top of sides (cm)
TR4	3m (10ft)	1.9m (6ft3")	4mm	56cm	97cm	153cm
TR6	3.76m (12ft3")	2.15m (7ft)	4mm	56cm	100cm	156cm

Model	Lights	Brakes	Unladen weight	Cubic capacity (m <sup>3</sup> )	Wheel size standard	Wheel size optional
TR4	YES	YES	975kg	2.94	10/75/15.3	11.5/80/15.3
TR6	YES	YES	1464kg	4.2	12.5/80/15.3	400/16/15.5

### Optional Extras

Model	Cubic capacity with extension sides (m <sup>3</sup> )	Side height with extension sides (cm)	Side height with mesh sides (cm)
TR4	5.88	112cm	112cm
TR6	8.38	112cm	112cm

# Tipping Trailers

## TR8 Trailer



- Ideal general purpose trailer with a large capacity of 8000kg
- Half sides for easy fitting, all sides of the trailer are removable
- High tip for clean unloading
- Hydraulic brakes & lights and reflective triangles as standard.
- Lights fitted in protective channel
- HD 180mm structural chassis with 12.5/80 – 15.3 tyres as standard on 6 stud axles
- Tandem HD parabolic spring suspension for smooth working operation and longer maintenance free operation
- Slim line reinforced drawbar with hose, cable stand and galvanised parking shoe
- Handbrake as standard
- Optional extension sides
- Optional bale extension – 900mm
- 4m x 2.15 x 0.56m (13ft2 x 7ft x 22")



Model	Body length	Width	Floor thickness	Sides height (cm)	Loading height to trailer floor (cm)	Loading height to top of sides (cm)
TR8	4m (13ft2")	2.15m (7ft)	4mm	56cm	106cm	162cm

Lights	Brakes	Unladen weight	Cubic capacity (m <sup>3</sup> )	Wheel size standard	Wheel size optional
YES	YES	2200kg	4.82	12.5/80/15.3	400/16/15.5

Model	Cubic capacity with grain sides (m <sup>3</sup> )	Side height with grain sides (mm)	Trailer length with bale extension (cm)
TR8	9.64	112cm	530cm

## Options

# Tipping Trailers

## 8 Ton Monocoque Tipping Trailer (TR8M)



- Solid construction monocoque body for extra strength
- High tip with tapered body for clean unloading
- Structural steel 180mm channel chassis with 6 stud axles on 12.5/80/15.3 tyres
- Optional 400/16/15.5 tyres
- Heavy duty reinforced 4mm floor
- High tip for clean unloading
- Large capacity 8000kg – 10cu<sup>3</sup>
- 4m x 2.15m x 1.26m (13ft5" x 7ft2" 4ft)
- Extra high sides 1260mm (49")
- Brakes, lights and reflective triangles are standard
- Lights positioned inside heavy duty structural channel
- Tandem HD parabolic spring suspension for smooth working, resulting in longer maintenance free operation
- Handbrake as standard
- Optional manual or roll over tarpaulin cover
- Optional grain chute



Model	Body length	Width	Floor thickness	Sides height (cm)	Loading height to trailer floor (cm)	Loading height to top of sides (cm)
TR8M	4m (13ft5")	2.15m (7ft)	4mm	120cm	111cm	299cm

Lights	Brakes	Unladen weight	Cubic capacity (m <sup>3</sup> )	Wheel size standard	Wheel size optional
YES	YES	2300kg	10.10	12.5/80/15.3	400/16/15.5

# Tipping Trailers

## 10 Ton Tipping Trailer (TR10)



- Ideal general purpose trailer with a large capacity of 10,000kg
- Reinforced half sides for easy fitting with reinforced hinge points
- All 4 side are removable
- High tip for clean unloading with high specification HD 3 stage tipping ram
- Hydraulic brakes, lights and reflective triangles as standard
- Structural steel 200mm x 100mm box section channel chassis with 8 stud axles on 385/55/22.5 tyres
- Sprung suspension creates less stress on the trailer structure resulting in longer maintenance free operation
- Slim-line reinforced drawbar with hose, cable & galvanised parking shoe as standard
- 4.35m x 2.23m x 0.6m (14ft3" x 7ft2" X 2ft)
- Optional extension sides
- Optional bale extension

## 10 Ton Monocoque Tipping Trailer (TR10M)



- Solid construction monocoque body for extra strength
- Large capacity of 12m<sup>3</sup>
- 4.35m x 2.25m x 1.2m (14ft3" x 7ft2" x 4ft)
- Structural steel 200mm x 100mm box section channel chassis with 8 stud axles on 385/55/22.5 tyres
- Manual back door
- Optional tarpaulin cover
- Optional grain chute

Model	Body length	Width	Floor thickness	Sides height (cm)	Loading height to trailer floor (cm)	Loading height to top of sides (cm)
TR10	4.35m (14ft3")	2.15m (7ft)	5mm	60cm	119cm	179cm
TR10M	4.35m (14ft3")	2.4m (7ft8")	5mm	120cm	111cm	252cm

Model	Lights	Brakes	Unladen weight	Cubic capacity (m <sup>3</sup> )	Wheel size standard	Wheel size optional
TR10	YES	YES	2900kg	5.64	385/55/22.5	500/50/17
TR10M	YES	YES	3200kg	11.40	385/55/22.5	500/50/17

### Options

Model	Cubic capacity with extension sides (m <sup>3</sup> )	Side height with grain sides (cm)	Trailer length with bale extension (cm)
TR10	11	120cm	530cm
TR10M	11	120cm	N/A



# Tipping Trailers

## 12 Ton Monocoque Tipping Trailer (TR12)

Heavy duty 12,000kg agricultural trailer designed to satisfy the requirements of modern trailer operations



- All chassis and body parts are manufactured from high tensile steel plate and hollow section to help reduce weight and increase payload without compromising structural strength
- Sprung drawbar provides excellent ride characteristics working in combination with the multi leaf spring suspension to reduce stress on the towing vehicle and operator
- Tapered body and twin heavy duty tipping rams ensure a fast and clean unloading time with all hydraulic pipes safely concealed within the chassis
- 8 stud heavy duty axle
- Hydraulic hose carrier and access ladder
- Manual back door
- Front viewing window
- 550/45/22.5 as standard

### Options

- Manual back door
- Hydraulic back door complete with locking safety valve to avoid accidental spillage
- Galvanised silage extension kit complete with swinging back door and automatic trip
- 385/65/22.5 (super singles)
- Manual or roll over tarpaulin cover
- Grain chute

Galvanised silage extension kit



Hyd backdoor

Model	Body length	Width	Floor thickness	Sides height (cm)	Loading height to trailer floor (cm)	Loading height to top of sides (cm)
TR12	5.1m (16ft10")	2.4m (7ft11")	5mm	130cm	122cm	252cm

Lights	Unladen weight	Cubic capacity (m <sup>3</sup> )	Wheel size standard	Wheel size optional
YES	4,180kg	14.93	550/45/22.5 (8 Stud)	385/65/22.5

Model	Cubic capacity with silage sides (m <sup>3</sup> )	Side height with silagesides (mm)	Unladen weight with silage sides
TR12	24.5	338cm	4,560kg

Options

# Tipping Trailers

## 14 Ton Monocoque Tipping Trailer (TR14)

Heavy duty 14,000kg agricultural trailer designed to satisfy the requirements of modern trailer operations



- All chassis and body parts are manufactured from high tensile steel plate and hollow section to help reduce weight and increase payload without compromising structural strength
- Unique design sprung drawbar provides excellent ride characteristics working in combination with the multi leaf spring bogie suspension to reduce stress on the towing vehicle and operator
- Tapered body and twin heavy duty tipping rams ensure a fast and clean unloading with all hydraulic pipes safely concealed within the chassis
- Manual back door
- 10 stud heavy duty commercial axle
- Hydraulic hose carrier and access ladder
- 550/45/22.5 flotation tyres
- Front viewing window

### Options

- Hydraulic back door complete with locking safety valve to avoid accidental spillage
- Galvanised silage extension kit complete with swinging back door and automatic trip
- Grain chute
- Manual or roll over tarpaulin cover
- Optional air brakes with load sensing valve

Model	Body length	Width	Floor thickness	Sides height (cm)	Loading height to trailer floor (cm)	Loading height to top of sides (cm)
TR14	5.7m (18ft9")	2.4m (7ft11")	5mm	130cm	122cm	252cm

Model	Lights	Air brakes	Unladen weight	Cubic capacity (m <sup>3</sup> )	Wheel size standard	Wheel size optional
TR14	YES	OPTIONAL	4,660kg	16.48	550/45/22.5 (10 Stud)	385/65/22.5

### Options

Model	Cubic capacity with silage sides (m <sup>3</sup> )	Side height with silage sides (mm)	Unladen weight with silage sides
TR14	27.04	338cm	5,100kg

# Tipping Trailers

## 16 Ton Monocoque Tipping Trailer (TR16)

Heavy duty 16,000kg agricultural trailer designed to satisfy the requirements of modern trailer operations



- All chassis and body parts are manufactured from high tensile steel plate and hollow section to help reduce weight and increase payload without compromising structural strength
- Unique design sprung draw bar provides excellent ride characteristics working in combination with the multi leaf spring bogie suspension to reduce stress on the towing vehicle and operator
- Tapered body and twin heavy duty tipping rams ensure a fast and clean unloading with all hydraulic pipes safely concealed within the chassis
- 10 stud heavy duty commercial axle
- Hydraulic hose carrier and access ladder
- 560/65/22.5 flotation tyres
- Front viewing window
- Air brakes with load sensing valve
- Hydraulic back door complete with locking safety valve to avoid accidental spillage

### Options include:

- Galvanised silage extension kit complete with swinging back door and automatic trip
- Grain chute
- Manual or roll over tarpaulin cover

Model	Body length	Width	Floor thickness	Sides height (cm)	Loading height to trailer floor (cm)	Loading height to top of sides (cm)
TR16	6.2m (20ft4")	2.4m (7ft11")	5mm	150cm	133cm	283cm

Model	Lights	Air brakes	Unladen weight	Cubic capacity (m <sup>3</sup> )	Wheel size standard	Wheel size optional
TR16	YES	YES	5000kg	21	560/65/22.5 (10 Stud)	385/65/22.5

Model	Cubic capacity with silage sides (m <sup>3</sup> )	Side height with silage sides (mm)	Unladen weight with silage sides
TR16	32.5m <sup>3</sup>	368cm	5,800kg

### Options

# Tipping Trailers

## Dump Trailer

Heavy duty 10,000kg general purpose trailer designed to satisfy the requirements of agriculture, landscaping and building sectors



- A combination of high tensile plate and steel channel used to manufacture a heavy duty body able to deal with cross industry requirements, matched with a hollow section chassis to reduce weight whilst retaining all of its structural strength
- Drop down back door made from 6mm high tensile plate
- Multi leaf spring bogie suspension to reduce stress on the towing vehicle and operator
- 60 degree tipping angle from twin heavy duty tipping rams ensures fast and clean unloading with all hydraulic pipes concealed within the chassis
- Galvanised headboard as standard
- 8 stud heavy duty axle
- 385/55/22.5
- Drop down back door as standard



Model	Body length	Width	Floor thickness	Sides height (cm)	Loading height to trailer floor (cm)	Loading height to top of sides (cm)
TR10HD	4.42m	2.38m	8mm	540cm	1115cm	1695cm

Lights	Brakes	Unladen weight	Wheel size standard
YES	YES	3660kg	385x55x22.5

# Bale Trailers

## Flatbed Bale Trailer

TRF21 (6.5m) & TRF25 (7.6m)



- Heavy duty 8 stud wide track one piece axles for long trouble free life
- 2.44m (8ft) wide body with a 4mm floor
- TRF21 has spring bogie tandem axles 70x70x6 stud axles on 12.5/80/15.3 tyres
- TRF25 has spring bogie on tandem 80x80x8 stud axles on 385/65/22.5 super single tyres giving stability over uneven terrain and smooth road use
- Hydraulic braked axles with rear recessed lights as standard
- Large galvanised rope box on TRF21
- Twin large galvanised rope boxes on TRF25
- Side reflectors as standard
- Sturdy rigid headboard
- TRF21 – 8000kg payload
- TRF25 – 12,000kg payload
- Optional bale ladder for front and rear



Model	Floor thickness	Body length	Width	Loading height
TRF21	4mm	6.56m	2.45m	1.02m
TRF25	4mm	7.46m	2.45m	1.24m

Model	Lights	Brakes	Unladen weight	Wheel size standard	Wheel size optional
TRF21	YES	YES	2.14 Ton	12.5/80/15.3	400/16/15.5
TRF25	YES	YES	2.88 Ton	385/65/22.5	550/45/22.5

# Trailer Wheels

## Standard Wheels

TR1	TR2	TR4	TR6, TR8, TR8M & TRF21	TR10, & TR10M	TRF25	TR12 & TR14	TR16
							
23/10.5/12	10/80/12	10/75/15.3	12.5/80/15.3	385/55/22.5	385/65/22.5	550/45/22.5	560/65/22.5

## Wheel Options

TR2	TR4	TR6, TR8 & TR8M	TR10 & TR10M	TR12, TR14 & TR16	TRF25
					
26/12/12 10/80/12.5 26/12/12.5 (Turf Tyre)	11.5/80/15.3	400/16/15.5	500/50/17	385/65/22.5	550/45/22.5

	TR1	TR2	TR4	TR6	TR8	TR8M
Wheel size standard	23/10.5/12	10/80/12	10/75/15.3	12.5/80/15.3	12.5/80/15.3	12.5/80/15.3
Wheel size optional	N/A	26/12/12.5	11.5/80/15.3	400/16/15.5	400/16/15.5	400/16/15.5

	TR10	TR10M	TR12	TR14	TR16
Wheel size standard	385/55/22.5	385/55/22.5	550/45/22.5	550/45/22.5	560/65/22.5
Wheel size optional	500/50/17	500/50/17	385/65/22.5	385/65/22.5	385/65/22.5


	TRF21	TRF25
Wheel size standard	12.5/80/15.3	385/65/22.5
Wheel size optional	400/60/15.5	550/45/22.5



# Land Levellers

## LL5

- Fully galvanised
- For horticultural and parkland use
- Reversible head stock for option of smooth pass
- 3 aggressive blades and 1 reversed for smooth finish
- Cat 1 pins
- Four 60mm x 60mm by 6mm blades
- 20-30hp



Model	LL5
Reversible	Yes
Width	1.5m
Length	0.9m
Weight	70kg
HP	20
Lift pins facility	Cat .1
Rigid/Folding	Rigid

## LL8

- Galvanised headstock support
- Double jaw lift arm support
- 3 aggressive blades and 1 reversed for smooth finish
- Four 80mm x 80mm by 8mm blades
- Reversible galvanised head stock
- 35-75hp
- Cat 2 lift pins



Model	LL8
Reversible	Yes
Width	2.4m
Length	1.53m
Weight	150kg
HP	35
Lift pins facility	Cat 2
Rigid/Folding	Rigid



# Land Levellers

## LL10



- Four 80mm x 80mm by 10mm blades
- 3 aggressive blades and 1 reversed blade for smooth finish
- Reversible galvanised head stock
- Double jaw lift arm support
- Galvanised headstock support
- Reinforced HD frame
- Cat 2 lift pins
- 75-95hp

Model	LL10
Reversible	Yes
Width	3m
Length	1.53m
Weight	250kg
HP	75
Lift pins facility	Cat 2
Rigid/Folding	Rigid

## LL12



- Ideal for contracting and land reclamation
- Raised reinforcing cross bar to allow free flow of material
- Double jaw support for lift arm pins
- 3 aggressive blades and 1 reversed for smooth final pass
- Four 80mm x 80mm by 10mm blades
- Heavy duty construction
- Heavy duty rams
- 100+ hp
- 4m working mode
- 2.5m transport mode
- Cat 2 lift pins

Model	LL12
Reversible	No
Width	4m
Length	1.5m
Weight	900kg
HP	100+
Lift pins facility	Cat 2
Rigid/Folding	Folding

# Rotavators

## UL Details:

- Gear driven side transmission
- Series 4 PTO with slip clutch
- Adjustable lower hitch brackets
- CE safety guards
- 6 blades per ring
- Fitted with 158x115x6mm curved blades
- Adjustable skids
- Max working depth 165mm
- Rotor diameter 70mm
- Parking stands



Model	Tilling width	Overall dimensions	HP	Number of discs	Number of blades	Weight
UL42	1050mm	1194x804x600mm	20hp	5	30	167kg
UL48	1200mm	1340x804x600mm	25hp	6	36	180kg
UL60	1500mm	1645x804x600mm	40hp	7	42	200kg

## UH Details:

- Gear driven side transmission
- Series 6 PTO with slip clutch
- Adjustable lower hitch brackets
- CE safety guards
- Adjustable skids
- Fitted with 6 blades per ring
- Cat. 1 and Cat. 2 linkage
- Max working depth 190mm
- Rotor diameter 89mm
- Fitted with 190x108x7mm curved blades
- Parking stands



Model	Tilling width	HP	Number of discs	Number of blades	Weight
UH72	1900mm	50-65hp	7	42	390kg
UH84	2140mm	50-65hp	9	54	455kg

# Sandman

## Sandman (SM)

The Fleming Sandman is for loosening and levelling even the most crusted horse paddocks and riding arenas in one pass to leave a firm level surface to an even depth. The arena conditioner fits on to the three point linkage with the levelling bar depth set by the top link of the tractor. The sprung steel tines have their own independent depth control so that the underlying membrane isn't damaged. The Sandman can also be towed by a quad by fitting a simple attachment.



- Three point linkage with cat 1 lift pins
- The independent depth control protects any underlying membrane
- Optional drawbar for quad attachment
- 12 sprung steel tines
- Reversible tine points for added life
- Pneumatic tyres for smooth operation
- Rear levelling bar leaves a smooth, even arena
- Long life / low maintenance
- Overall width of 2.1m



## Soilmaster (SM10)

The Fleming soilmaster is a strong robust, machine with low operational cost, an ideal cultivating tool for seedbed preparation for crops and preparing new grassland pasture. Completing the 4 cultivating operations in one pass protects more expensive drilling machinery by leaving a good, firm, level bed for seed germination and growth.

The heavy duty levelling bar does the primary breakdown and levelling, the triple K tines with independent depth control enter the soil at a vertical angle, creating a gyrating motion for better soil breakdown combining with the toothed breaker boards and the heavy duty bladed crumbler all leave the ideal seed bed. The Soilmaster can also be used for horse arenas, paddocks, gallops, etc. The independent depth control of the tines eliminates the possibility of tearing any underlying membrane leaving a firm level surface.



- Minimum of 90hp required
- Heavy duty head stock on structural box frame
- Slotted lift arm brackets for impact absorption
- Tines mounted on high tensile spring steel carrier bars
- Unique, easy depth control system on the tines (23 tines)
- The vibrating motion of the tines allow for better break down
- Tine points are reversible for reduced operational costs
- Toothed breaker boards for better soil break down
- Reinforced heavy duty anti-clogging crumbler
- Cat 2 lift arm pins
- Overall width of 3.04m

# Slurry Tankers

## Non-recessed tanker

ST1100N, ST1300N & ST1600N



- Constructed from 6mm plate with internal bracing and baffling for added strength and safety as standard
- All tankers are welding inside and outside for extra strength and corrosive protection
- All tankers are painted internally & externally for better anti-corrosion protection and longer life
- 15ft of suction hose on tanker
- Galvanised rear inspection hatch
- High performance 8000l Battioni long life pump
- Pump protector on both sides of drawbar
- 4 fill points as standard
- Full length, reinforced drawbar attached to axle reducing stress on tank
- Quick attach mechanism for convenient clean loading as standard
- 550 x 60 x 22.5 tyres on 8 stud axle (1100N on 6 stud axle)

Model	Capacity (litres)	Pump (lpm)	Transport width	Length	Unladen weight	Tyres	Tyre options	Wall thickness
ST1100N	5000	8000	2460mm	6160mm	1960kg	550/60-22.5	N/A	6mm
ST1300N	6000	8000	2560mm	6200mm	2100kg	550/60-22.5	21.3xR24	6mm
ST1600N	7220	8000	2560mm	6900mm	2280kg	550/60-22.5	21.3 R24	6mm



# Slurry Tankers

## Recessed tanker

ST1600 & ST2000



- Constructed from 6mm plate with internal bracing and baffling for added strength and safety as standard
- 20ft of suction hose on tanker & 4 fill points as standard
- All tankers are welded inside and outside for extra strength and corrosive protection
- All tankers are painted internally & externally for better anti-corrosion protection and longer life
- Quick attach mechanism for convenient clean hose attachment
- Galvanised rear inspection hatch
- 8000ltr Battioni pump on ST1600 & 11,000l pump on ST2000
- Primary and secondary trap on all models
- Pump protector on both sides of drawbar
- Full length, reinforced straight sprung drawbar attached back to the axle reducing stress on the tank ensuring smooth transport
- Nylon wear plates offer protection to drawbar
- Quick attach mechanism for convenient clean loading
- 28.1 R26 heavy duty tyres on 10 stud axle
- Option of cranked drawbar on ST2000



Model	Capacity (litres)	Pump (lpm)	Transport width	Length	Unladen weight	Tyres	Tyre options	Wall thickness
ST1600	6810	8000	2560mm	6900mm	3340kg	28.1 R26/10	N/A	6mm
ST2000	8780	11000	2560mm	6900mm	3500kg	28.1 R26/10	30.5 R32	6mm

# Slurry Tankers

## Cranked Axle Slurry Tankers

ST2000C, ST2300 & ST2500

A full commercial, cranked axle increases the braking power on the tanker, which puts less dependence on the tractor to stop the load, protecting the expensive braking system on the tractor. The cranked axle on the tanker lowers the centre of gravity of the tanker which in turn gives greater stability on undulating ground. Tank recesses are all reinforced and welded inside and out.



- Constructed from 6mm plate with internal bracing and baffling for added strength and safety as standard
- All tankers are welded inside and out for extra strength and corrosive protection
- All tankers are painted internally & externally for better anti-corrosion protection and longer life
- Full commercial 10 stud braked & cranked axle
- 20ft of suction hose on tanker, 4 fill points as standard
- Quick attach mechanism for convenient clean hose attachment
- Galvanised rear inspection hatch
- 11,000L Battioni high performance pump with primary and secondary traps on all models
- Pump protector on both sides of drawbar
- Full length reinforced sprung drawbar attached back to the axle reducing stress on the tank ensuring smooth transport
- Nylon wear plates offer good protection to drawbar and greater safety
- 28.1 x R26 heavy duty tyres on 10 stud axle on ST2000
- 30.5 x R32 on ST2300/ST2500

Model	Tank (litres)	Pump (lpm)	Transport width	Length	Unladen weight	Tyres	Tyre options	Wall thickness
ST2000C	9100	11000	2480mm	6900mm	3540kg	28.1 R26	30.5 R32	6mm
ST2300	10,500	11000	2480mm	6900mm	3900kg	30.5 R32	850/60R 30.5	6mm
ST2500	11,350	11000	2480mm	7520mm	4380kg	30.5 R32	850/60R 30.5	6mm

# Slurry Tanker Options

## Hydraulic Auto Fill

- Independent hydraulic control
- Sequential shut off valve for easy operation
- Positive seal on tripod trumpet ensures fast filling (can be retro fitted)
- Folds neatly into tanker for safe transportation
- Offside filling only




## Hydraulic Driven Pump

- This eliminates the need for a PTO shaft providing ultimate safety protection for the operator while also enabling the ability to maintain a constant drive to the pump even when cornering without the risk of driveline damage.



# Slurry Tankers

## Trailing Shoe/Dribble bar



With ongoing changes in legislation Fleming Agri now offers the option of trailing shoe or dribble bar applicators which are compatible with their vacuum tankers.

Both machines are fitted with a macerator to ensure even flow and avoid blockages.

- Integrated foreign object separator
- Excellent cutting and maceration
- Compact construction
- Constant even distribution
- Easy maintenance
- Automatic knife adjustment
- Cab control system to warn operator of blockages
- Self-sharpening macerator blades
- Axle mounted bracket



# Dust Suppression Tankers

## Fleming Dust Suppression Vacuum Tankers

Fleming manufacture a range of simple but effective vacuum tankers which can be fitted with several low cost, user friendly options for dust suppression applications in quarries, construction sites and other civil engineering projects.

- Galvanised quick attach spreader bar

This attachment clips straight onto the back outlet of the tanker and maintains a constant width of spread for efficient dust suppression of roadways.



- Pressure operated rain gun on hydraulic revolving turret

A directional water cannon suitable for damping down stockpiles of aggregate or banked areas where access is an issue. The cannon is fed by pressure from the tankers' vacuum pump providing a very simple system. The jet is directed by a hydraulic revolving turret from the tractor cab through a double acting pool valve.



- Hydraulic driven pump

This eliminates the need for a PTO shaft providing ultimate safety protection for the operator while also enabling the ability to maintain a constant drive to the pump even when cornering without the risk of driveline damage.



# Slurry Pump

## SP100



- 3000lpm high flow low power requirement with streamline flow for maximum thrust and mixing capability
- 80 - 120hp requirement
- Easy quick attach hitch
- No requirement to remove PTO shaft
- Precision positioning facility for flow direction
- Hydraulic top link for precision control
- Unique impeller design and smooth flow line giving higher output and reduced fuel consumption
- Fully galvanised for extended life
- Capable of mixing variable depth tanks and lagoons up to 2.5m deep
- Compact design for manoeuvrability and easy access to tanks
- Heavy duty gearbox with shear bolt protected drive line
- Oversized marine bearing
- Cat 2 lift arm pins with double jaw lift arm support





# Muck Spreaders

## Minimuck

1 Cubic yard capacity (MINIMUCK)



- 30–50hp requirement
- Reinforced 3mm body welded inside and out
- 0.85m<sup>3</sup> capacity (1 cubic yd)
- Starter bars for quick start up
- 10mm discharge chains
- Direct drive from the PTO for smooth even spread
- Easy access loading height – 600mm
- PTO speed – 540RPM
- Double jaw linkage on lift arms for secure operation
- Cat 1 lift arm pins

Model	Minimuck
Cubic yard capacity	1
Power required	30hp
Door	N/A
Chain / flails	10 no x 10mm
Drum thickness	3mm
Overall length	1.5m
Width	1m
Loading height	0.6m
Lights	N/A
Brakes	N/A
Unladen weight	200 kg
PTO speed	540 RPM
Diameter of drum	90cm
Length of drum	125cm



# Muck Spreaders

## MS 150

Designed for the equine, smallholder and horticultural market, the Fleming MS150 has been developed to complement the existing popular and successful MiniMuck & MS450, offering a more complete and comprehensive muck spreading option for the 25–50HP tractor range.



- 1.7m<sup>3</sup> capacity (2.25yd<sup>3</sup>)
- The MS150 is a trailed machine fitted with a reinforced 3mm body on a heavy duty 5 stud axle with 10/80/12 tyres
- Designed for 25–50hp tractors and driven by the PTO
- Power requirement is geared down through a simple chain and sprocket driveline mounted on heavy duty bearings to reduce the power demand on the tractor and increase fuel efficiency
- The body of the Fleming MS150 is designed for easy access loading, with a 50mm balanced steel shaft rotor with reinforced starter bars and heavy duty 10mm hardened steel chain flails to give a quick start-up and efficient unloading time



Model	Cubic yard capacity	HP	Door	Chain/flails	Drum thickness	Overall length	Width	Loading height
MS150	2.25	25hp	N/a	14 no x10mm	3mm	3m	1.4m	1m

Lights	Brakes	Unladen weight	RPM	Diameter of drum	Length of drum	Wheel sizes standard	Wheel sizes optional
N/A	N/A	500kg	540rpm	1.05m	1.83m	10x80x12	N/A

# Muck Spreaders

## MS450



- 35–80hp requirement
- Reinforced 3mm body welded inside and out
- Heavy duty 4 bolt flange bearings mounted away from the body for low maintenance
- Heavy duty balance rotor with 10mm discharge chains
- 3m<sup>3</sup> capacity (4yd<sup>3</sup>)
- Starter bars for quick start up
- Large wash-out bung
- PTO speed – 540RPM
- Pick up eye and shoe and PTO rest as standard
- Heavy duty 1" (25mm) simplex drive chain
- Manual opening cantilever reinforced lid
- Reinforced loading edge
- 11.5/80/15.3 tyres

Model	MS 450
Cubic yard capacity	4
Power required	35 hp
Door	Manual
Chain / flails	20 no x 10mm
Drum thickness	3mm
Overall length	4.07m
Width	1.84m
Loading height	1.20m
Lights	N/A
Brakes	N/A
Unladen weight	950kg
PTO speed	540RPM
Diameter of drum	120cm
Length of drum	250cm
Wheel sizes standard	11.5/80/15.3
Wheel sizes optional	12.5/80 x 15.3

# Muck Spreaders

## MS 700



- 60 – 100hp requirement
- Reinforced 4mm body welded inside and out
- Heavy duty 4 bolt flange bearings mounted away from the body for low maintenance
- Reinforced drawbar for absolute rigidity when in operation
- 5m<sup>3</sup> capacity (6.5yd<sup>3</sup>)
- Secure simple clip on galvanised chain guard for easy access
- Double starter bars for quick start up
- 6 ton – 6 stud – 70mm square bolt on axle for safe working operation with 385 x 65R x 22.5 as standard wheels
- Heavy duty balanced rotor with 12mm discharge chains and spreader plates
- PTO speed – 540RPM with a large wash-out bung
- Pick up eye and shoe and PTO rest as standard
- Heavy duty 11/4" (30mm) simplex drive chain
- Heavy duty galvanised hydraulic opening reinforced lid
- Reinforced loading edge
- Optional 550 x 45 x 22.5



Model	Cubic yard capacity	HP required	Door	Chain/flails	Drum thickness	Overall length	Width	Loading height
MS700	6.5	60hp	HYD	28 no x13mm	4mm	4.7m	2.1m	1.48m

Lights	Brakes	Unladen	PTO speed	Diameter of drum	Length of drum	Wheel sizes standard	Wheel sizes optional
Std	Std	1500kg	540rpm	140cm	300cm	385x65rx22.5	12.5x80x15.3 550x45x22.5

# Muck Spreaders

## MS 1000



- 100 hp
- Reinforced 4mm body welded inside and out
- Reinforced 6mm end plates
- Reinforced drawbar for absolute rigidity when in operation
- 7.25m<sup>3</sup> capacity (9.5yd<sup>3</sup>)
- 45mm input shaft
- 8 ton – 8 stud – 80mm square bolt on axle to reinforced body support for safe working operation with 550 x 60 x 22.5 as standard wheels
- Secure simple galvanised clip on galvanised chain guard for easy access for maintenance
- Heavy duty balanced rotor with 12mm discharge chains and spreader plates
- Heavy duty 4 bolt flange bearings mounted away from the body for low maintenance
- Large wash-out bung
- PTO speed – 540RPM
- Pick up eye, shoe rest and PTO rest as standard
- Double starter bars for quick start up
- Heavy duty 1" (25mm) Duplex drive chain
- Heavy duty galvanised hyd opening reinforced lid
- Reinforced loading edge

Model	MS 1000
Cubic yard capacity	9.5
Power required	100hp
Door	Hydraulic
Chain / flails	36 no x 12mm
Drum thickness	4mm
Overall length	5.6m
Width	2.5m
Loading height	1.67m
Lights	Standard
Brakes	Standard
Unladen weight	1800kg
PTO Speed	540RPM
Diameter of drum	150cm
Length of drum	370cm
Wheel sizes standard	550 x 60 x 22.5
Wheel sizes optional	P.O.A

# Yard Scrapers

## Flexi All Rubber Scraper



Galvanised finish (AYSFGALV)

Painted (AYSF)

- With a simple pull cord latch mechanism, scrapers can be pulled or push as needed
- Fully adjustable wings to give 3 variable working widths from 1.7m (6ft) – 2.47m (8ft)
- Scraping beam is heavy duty structural channel and reinforced fabricated plate
- Specially designed 50mm thick x 400mm high flexible moulded rubber for long life and efficient scraping
- Heavy duty structural 3pl box frame with computer aided design for increased drag efficiency giving better ground pressure for a cleaner sweep
- Optional linkage settings to suit most tractors up to 95hp with Cat 1 and 2 lift pin options
- Speedy clean sweep
- A frame quick hitch is available as an optional extra



Model	Operating width	Blade height	Weight	Rubber blade thickness
Flexi All Rubber	1.7m – 2.47m	400mm	176kg	50mm




# Yard Scrapers

## Heavy Duty All Rubber Scraper



- Available in painted (AYSHD) or galvanised finish (AYSHDGALV)
- With a simple pull cord latch mechanism, scrapers can be pulled or push as needed
- A set working width of 2.1m
- 25mm thick x 500mm high flexible fibre, reinforced, hard wearing rubber
- Heavy duty structural box 3pl frame with computer aided design for increased drag efficiency giving better ground pressure for a cleaner sweep
- Optional linkage settings to suit most tractors up to 95hp with Category 1 and 2 lift pin options
- Speedy clean sweep
- Lower link points for smoother scraping



Model	Operating width	Blade height	Weight	Rubber blade thickness
Heavy Duty All Rubber	2.1m	500mm	150kg	25mm

# Yard Scrapers

## Standard All Rubber Scraper



- Available in painted (AYS) or galvanised finish (AYSGALV)
- With a simple pull cord latch mechanism, scrapers can be pulled or push as needed
- A set working width of 2.1m
- 25mm thick x 400mm high flexible fibre, reinforced hard wearing rubber
- Structural 3pl box frame with computer aided design for increased drag efficiency giving better ground pressure for a cleaner sweep
- Optional linkage settings to suit most tractors up to 75hp with Category 1 and 2 lift pin options
- Speedy clean sweep



Model	Operating width	Blade height	Weight	Rubber blade thickness
Standard all rubber	2.1m	400mm	126kg	25mm

# Bale Handling Equipment

## Heavy Duty Single Bale Tipper

(HDBBT)



- Designed to transport 1.25m (4ft) diameter bales for farms and contracting use
- Designed to transport and deposit/store the bales on their end
- The finely counter-balanced tipping mechanism automatically resets itself after tipping the bale
- Fitted with bale protection bar
- Heavy duty bale tipper is manufactured from 100mm structural box with 120mm frame with all stress points reinforced, giving absolute rigidity for high hp tractors
- Large diameter 90mm splayed carrier pipes with domed ends for better bale protection. Pipes are splayed for easy bale collection
- Bushed and greased hinge points  
Works equally well with silage, haylage, hay and straw round bales
- Supplied with cat 2 lift arm pins

## Standard Single Bale Tipper

(SBBT)

- Designed to transport 1.25m (4ft) diameter bales for light farming use
- Standard bale tipper has a 90mm structural box and frame with all stress points reinforced
- Maximum tractor size 80hp
- Supplied with cat 1 and 2 lift pin facility and cat 1 pins
- These machines works equally well with silage, haylage, hay and straw round bales, wrapped or unwrapped



# Bale Handling Equipment

## Heavy Duty Double Bale Tipper (DBBH)



- Designed to take advantage of the higher horse power available on today's modern farms for large scale farming operations and contractors
- Designed to transport 1.25m (4ft) diameter bales of silage or hay for large farms and contracting use
- Designed to transport and deposit/store the bales on their end
- The finely counter-balanced tipping mechanism is hydraulically operated with spring assisted return and automatically resets itself after tipping the bale
- Fitted with bale protection bars
- Heavy duty double bale tipper is manufactured from 120mm reinforced structural box frame with all stress points reinforced, giving absolute rigidity for the high demands for large scale farming and contracting operations
- Large diameter 90mm carrier pipes with domed ends for better bale protection, with splayed pipes for easy bale collection
- Bushed and greased hinge points
- The double tipper can be fitted to both the front and the back of the tractor to carry up to four bales at one time
- Works equally well with silage, haylage, hay and straw round bales
- Minimum tractor size 100hp
- Supplied with a range of optional 3pl settings and cat 2 lift arm pins



# Bale Handling Equipment

## Hydraulic Double Bale Transporter (DBHYD)



- Designed to transport and store bales on their side while still giving maximum protection to the wrapped bale, increasing the speed of collecting and delivering bales from the field to the storage area. By lifting the first bale on the hydraulic side, then operating the hydraulic ram, the bale can be raised to give sufficient ground clearance to collect the second bale with ease. When the second bale is collected, the first bale is lowered for transporting and unloading.
- Designed to transport 1.25m (4ft) diameter bales for large farms and contracting use and deposit/store the bales on their side only
- Heavy duty hydraulic double bale transporter is manufactured from 120mm reinforced structural box frame with all stress points reinforced, giving absolute rigidity for the high demands for large scale farming and contracting operations
- Large diameter 90mm splayed carrier pipes with domed ends for better bale protection
- The double transporter can be fitted to both the front and the back of the tractor to carry up to four bales at one time
- Bushed and greased hinge points
- Works equally well with silage, haylage, hay and straw round bales
- Supplied with a range of optional 3PL settings and cat 2 lift arm pins
- Fitted with bale protection bars



# Bale Handling Equipment

## Bale Spike

(UBS) 3PT linkage spike



- The Fleming twin tine bale spike is designed to pierce the bale of straw or silage 300mm (12") below the centre of the bale so that the main weight of the bale is supported by the heavy duty tines for secure and safe transport
- The unit is available for 3 point linkage c/w cat 2 lift pins
- Tine sockets are bushed in a heavy duty structural box frame for secured strength in operation





## Square Bale Handler

(SQBH)



- Variable chamber for different size bales
- Strong, robust structural box frame for heavy workload
- Large diameter clamping bar for safe transport of bales
- Unique double action clamping arm for easy stacking
- Heavy duty double acting hydraulic cylinder for positive grip
- Simple adjustment to suit bales from 0.7m (2ft 4") – 1.2m (4ft) (1.2m setting for straw bale only)

## Front Loader Bale Handling Equipment

### Big Bale Grabber

(BGRAB)



- Large diameter 75mm clamping arms, grab a larger proportion of the bale than any other grabber, giving more positive grip and providing better bale protection
- Strong enough to be used on a telehandler, light enough to be used on a tractor loader
- Removal of simple locking pin, allows for free movement of both arms for better bale protection when stacking bales close together



## Front Loader Bale Handling Equipment

### Round Bale Stacker

(BBSTAC)



- Large domed 90mm revolving arms protect the plastic when collecting and stacking bales
- Roller arms are bushed and have concealed grease points
- Bull bar protects the tractor and driver when loading bales at a height
- Open bull bar protects the plastic and gives clear visibility for collecting the bale
- All pivot points are bushed and fitted with grease points for smooth operation
- Makes light work of mis-shaped bales
- Roller arms can be easily removed to reveal 2 spikes for transporting 1 bale of silage or 2 bales of straw



## Front Loader Bale Handling Equipment

### Front loader spike

(FLS)



- The Fleming twin tine bale spike is designed to pierce the bale of straw or silage 300mm (12") below the centre of the bale so that the main weight of the bale is supported by the heavy duty tines for secure and safe transport
- Tine sockets are bushed into a heavy duty structural box frame for secured strength in operation



# Shear Grabs

## 4ft and 5ft Shear Grabs (SG4, SG5)



- Heavy duty reinforced structural box frame
- Heavy duty side tines for extra strength
- Main beam wear plates with side tine reinforcement
- High performance hydraulic cylinders for reduced power requirements
- Cranked centre tines for clean floor
- Serrated front blade for clean cut and reduced cutting pressure
- Angled smooth side blades for clean side cut
- Heavy duty pivot points for trouble free operation
- Easy access grease points



Model	Cutting width (m)	Tines	Number of rams	Capacity (m <sup>3</sup> )	Weight (kg)
SG4	1.27	9	2	0.68m <sup>3</sup>	398
SG5	1.5	11	2	0.81m <sup>3</sup>	431



# Shear Grabs

## 1.8m (6ft) Shear Grab (SG6)



- Heavy duty reinforced structural box frame
- Heavy duty side tines for extra strength
- Main beam wear plates with side tine reinforcement
- High performance hydraulic cylinders for reduced power requirements
- Serrated front blade for clean cut and reduced cutting pressure
- Angled smooth side blades for clean side cut
- Heavy duty pivot points for trouble free operation
- Easy access grease points



Model	Cutting width (m)	Tines	Number of rams	Capacity (m <sup>3</sup> )	Weight (kg)
SG6	1.73	12	2	0.94m <sup>3</sup>	512



# Loader Buckets

## Front loader bucket

Models Available:

- 1.5m (FLB5)
- 1.8m (FLB6)
- 2.1m (FLB7)



- The Fleming front loader buckets are made from high quality material and to the highest of standards for yard tractors
- Reinforced bracing on internal back wall of the bucket which provides extra support to the hitching mechanism
- Complete body of both the 5ft and 6ft models are manufactured from 5mm plate
- 6mm plate on body of 7ft model
- Computer aided design allows for good clear tipping emptying at high levels
- Reinforced floor and hardox nose blade
- Reinforcing bracing on internal back wall of the box providing support to the hitching mechanism



2.1M (FLB7)



Model	Weight (kg)	Width (mm)	Height (mm)	Depth (mm)	Capacity (m <sup>3</sup> )	Max HP	Thickness (mm)	Weight (kg)
1.5m (FLB5)	192	1530	680	790	0.47	60	5	192
1.8m (FLB6)	215	1860	680	790	0.57	90	5	215
2.1m (FLB7)	262	2160	680	790	0.66	100	6	254

# General Purpose Grabs

## General Purpose Grab

Models available:

1.2m (4ft) (SGB4)

1.5m (5ft) (SGB5)

1.8m (6ft) (SGB6)



- 4ft model (SGB4) has 6 tines in base and 2 optional side tines for secure load. 5ft model (SGB5) has 8 tines in base and 2 optional side tines. 6ft model (SGB6) has 9 tines in base and 2 optional side tines
- Curved tines are seated in pinched sockets to prevent tine turning during operation
- 890mm opening for large payload
- All hinge points fitted with grease points
- 2 heavy duty hydraulic cylinders for good gripping action and low power requirement
- Locked pivot pins to prevent excessive wear with easy access grease points
- Good ram clearance for smooth operation
- Heavy duty structural box section frame with bushed main beam



Model	Width (m)	Tines	Number of rams	Capacity (m <sup>3</sup> )	Weight
SGB4	1.25	12	2	0.5	218kg
SGB5	1.52	15	2	0.7	240kg
SGB6	1.84	17	2	0.9	310kg

# Muck Forks

## Muck fork

Available models:

- 5ft 1.5m (SGMF)
- 6ft 1.8m (SGMF6)



- 5ft model (SGMF5) has 8 tines in base and 2 optional side tines
- 6ft model (SGMF6) has 9 tines in base and 2 optional side tines
- Ideal for muck and silage
- Heavy duty structural box section frame with bushed main beam
- Suitable for tractor mounted front end loaders



Model	Width (m)	Height (m)	Tines	Weight
SGMF	1.5	1	10	153kg
SGMF6	1.82	1	11	172kg

# Front Loader Yard Scrapers

## Front loader Scraper

Available models:

- 2.1m AYSOF
- 2.8m AYSOF28



- Suitable for tractor mounted front end loaders, farm handlers & skid steers
- Heavy duty structural channel frame
- Specially designed, flexible, moulded rubber 50mm thick x 400mm high for long life and efficient scraping
- Speedy clean sweep



2.8m AYSOF28



Model	Operating width	Blade height	Rubber thickness	Weight
AYSOF	2.1m	400mm	50mm	109kg
AYSOF28	2.8m	400mm	50mm	132kg

# Pallet Forks

## Pallet Forks

FLF20



- Euro brackets fitted as standard
- Heavy duty clear view German forged industrial suspension frame
- High safety factor
- 1.2m x 80mm x 40mm hardened steel toes
- Reinforced heel for longer life
- Full load test compliant
- Removable fork toes
- FLF20 – 2000 kg capacity







# Notes







# MEET OUR TEAM



**George Fleming**  
Chairman  
george@fleming-agri.com



**Jonathan Lecky**  
Managing Director  
jronathan@fleming-agri.com



**John Fleming**  
Multimedia Designer  
john@fleming-agri.com



**Alison Duncan**  
Marketing Manager  
alison@fleming-agri.com



**Raymond Gibson**  
Factory Manager  
raymond@fleming-agri.com



**Peter Riddles**  
Design Engineer  
peteriddles@fleming-agri.com



**Graeme Parke**  
Pre-production Co-Ordinator  
graeme@fleming-agri.com



**David Nutt**  
Stores/Spare Parts  
Tel: +44 (0) 7769 173439  
david@fleming-agri.com



**Norma McBrine**  
Reception/Sales  
norma@fleming-agri.com



**Dessie Shields**  
Transport Manager  
dessie@fleming-agri.com



**Maggie McCartney**  
HR/Health & Safety Officer  
hr@fleming-agri.com



**David Meban**  
Sales Director  
(Sales SW Eng & S Wales)  
Tel: +44 (0) 7794018020  
davidmeban@fleming-agri.com



**Bryan Hunter**  
(Sales Ireland)  
NI Tel: +44 (0) 7967721606  
Rep of Ire Tel: 01 5267419  
bryan@fleming-agri.com



**David Watters**  
(Sales Scot, N.Eng & N Wales)  
Tel: +44 (0) 7944682304  
davidwatters@fleming-agri.com



**Adrian Brown**  
(Sales: Central & SE England)  
Tel: +44 (0) 7778128054  
adrianbrown@fleming-agri.com



**Gareth Walker**  
(Office/Export Sales)  
Tel: +44 (0) 7557782872  
gareth@fleming-agri.com

Contact sales executive on Mobile Numbers

## Contact Us



UK&NI: +44 (0) 2871 342637

ROI: 048 71 342637



info@fleming-agri.com



Newbuildings Industrial Estate,  
Newbuildings, Northern Ireland,  
BT47 2SX

[www.fleming-agri.com](http://www.fleming-agri.com)