

TITAN Range

Rear Discharge Spreaders

Teagle



www.teagle.co.uk

MUCK SPREADERS

Titan Range



TITAN 6 & 8
Up to 7.5/9.4 m³



TITAN 9
Up to 10.5 m³



TITAN 10
Up to 11.6 m³



Teagle Machinery was established over 75 years ago, manufacturing the first Titan rear discharge muck spreader in 1970. We remain a family business focussed on meeting the needs of our customers whether just around the corner, or in one of the 35 countries worldwide to which we regularly ship machinery. From the outset, our machinery has been designed to be simple, robust and easy to use. We still stand by these values, with all our products being tested extensively on farms throughout the world to ensure that they perform reliably day-in day-out, under the toughest conditions. As sales of Titan Rear Discharge Muckspreaders continue to grow, the reasons that customers return time after time to buy from Teagle are twofold:

Product Focus - We actively invest in research, design and manufacturing technology to ensure that our product range constantly evolves to remain at the cutting edge, whilst being available at a competitive price. The Titan range of spreaders is based on a robust body and bed chain system, with a particular focus on the beater system which has been carefully developed to deliver a fine and even spread pattern.

Backup – After-sales support is our priority, requiring commitment to a comprehensive parts stock and effective dealer network. We set aside part of our 25,000 m² facility in Cornwall to a substantial stock of wearing and non-wearing parts to keep you up and running.

Teagle



TITAN 12
Up to 13.8m³



TITAN 15
Up to 16.9m³



TITAN 17
Up to 18.9m³

TITAN 6 & 8

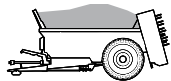
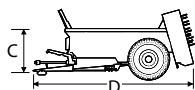


SUITABLE FOR: Ideally suited to smaller tractors. Offering outstanding manoeuvrability and stability.

Capacity	HP	PTO
5.7m ³ - 9.4m ³	80-90	540rpm

Compact Performance

Thanks to their compact size, the Titan 6 and 8 models are manoeuvrable where access is difficult. A low centre of gravity and low towing weight allow smaller tractors to operate on hilly ground.



MODEL	A	B	C	D	Capacity (with extensions)	min	Weight	tyres	PTO
6	2.99m	2.60m*	1.93m*	6.1m	5.7m ³ (7.5m ³)	80	3,380 kg	18.4/15 x 30	540rpm
8	2.99m	2.60m*	1.93m*	7.0m	7.2m ³ (9.4m ³)	90	3,660 kg	18.4/15 x 30	540rpm

Side Extensions (300mm)	<input type="radio"/>	Electronic Bed Speed Control	<input type="radio"/>	Compost/Poultry Manure Beater Tips	<input type="radio"/>
Flashing Beacon	<input type="radio"/>	Sprung Drawbar	N/A	Commercial Axle	N/A
Hitch Options	N/A	GPS Weighing	N/A	Slurry Door	<input checked="" type="radio"/>
Oversize Wheels	<input type="radio"/>	WAJ PTO with Cam Clutch	<input checked="" type="radio"/>	Non - Supply of Slurry Door	<input type="radio"/>

* With standard wheels, without side extensions. For options details see page 7

Key: = Optional = Standard N/A = Not Applicable

TITAN 9

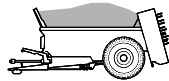
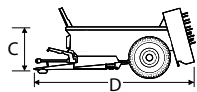


SUITABLE FOR: Operators requiring high output from tractors with limited horsepower.

Capacity	HP	PTO
8.3m ³ - 10.5m ³	100	540rpm

Economical Capacity

Sharing the Titan 6 and 8 beater system but designed with additional capacity, the Titan 9 offers a greater workrate when managing larger quantities of manure.



MODEL	A	B	C	D	Capacity (with extensions)	min	Weight	tyres	PTO
9	3.20m	2.60m*	2.10m*	7.0m	8.3m ³ (10.5m ³)	100	3,880 kg	18.4/15 x 34	540rpm

Side Extensions (300mm)	<input type="radio"/>	Electronic Bed Speed Control	<input type="radio"/>	Compost/Poultry Manure Beater Tips	<input type="radio"/>
Flashing Beacon	<input type="radio"/>	Sprung Drawbar	N/A	Commercial Axle	N/A
Hitch Options	N/A	GPS Weighing	N/A	Slurry Door	<input checked="" type="radio"/>
Oversize Wheels	<input type="radio"/>	WAJ PTO with Cam Clutch	<input checked="" type="radio"/>	Non - Supply of Slurry Door	<input type="radio"/>

* With standard wheels, without side extensions. For options details see page 7

Key: = Optional = Standard N/A = Not Applicable

How does yours measure up?

Upper beater bearings can be greased from ground level

Splash boards keep the sides of the spreader clean

Reversible hardened tips offer extended service intervals

Continuous augers are welded to large diameter heavy gauge tubes

Swinging flails highly tolerant to foreign objects

One piece gearbox for strength and reliability



OPTIONAL Poultry Manure/Compost Paddles

For greater spread widths and an improved pattern with friable materials.

The TITAN beater system

Whether spreading fresh, well rotted or semi-solid farmyard manure, poultry litter, compost or waste products, Titan spreaders deliver an even, fine and wide spread pattern.

Large diameter beaters generate a high tip speed to ensure a fine shredding action is achieved, with tall beaters delivering massive output (up to 3t/min) for high work rates.



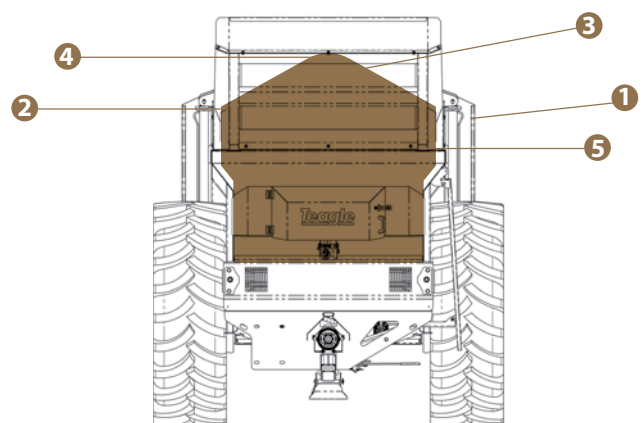
CAPACITYcalculator

Capacity using volume **not weight**

Muckspreader capacity is often a subject of debate, but is essential to ensure that machines can be compared like for like.

Comparing machine capacity by weight cannot be applied in practice because it is dependent on one important variable; the density of the material being spread. For example, 1 ton of compost has far greater volume than 1 ton of farmyard manure.


Comparing machine capacity by volume is more practical, but still requires guidelines to ensure transparency so that you can determine the capacity and model that you require.



HOW IS TITAN CAPACITY CALCULATED?

- 1 Measure without slurry door fitted
- 2 Filled to beater tips (internal)
- 3 Heaped at 30 degree angle to horizontal
- 4 Heaped to 300mm peak radius at top
- 5 Loaded to rest on front guard

Heat Treated Boron Auger Flight



TITAN 10 | 12 | 15 | 17

THE RIGHT CHOICE FOR LARGE SCALE OPERATORS DEMANDING HIGH PERFORMANCE, IMPROVED STRENGTH AND LONGER SERVICE INTERVALS.

STRENGTH

- Boron steel is pre-heated to over 1000°C to provide additional strength and extended service life.
- Boron steel has twice the flexural strength of mild steel and maintains its form throughout the manufacturing process to produce a reliable, high quality end product.
- The physical characteristics of Boron steel ensures components repeatedly return to their original shape after impact.

DURABILITY

- Boron steel has wear resistance 6.5 times greater than mild steel and significantly longer than other hardened steels tested for agricultural use.
- The most advanced heat treatment system in the industry ensures that Boron steel is made harder but not brittle, making it more resistant to damage.
- Due to its unique production process Boron heat treated components benefit users with a longer service life than either mild or pre-heated treated steels.



Hardened beater tip



Nutrition and Structure

Correctly applied, manure has a number of beneficial effects on soil properties, promoting increased yields and better quality crops.

- Provides a natural source of available nitrogen.
- Adds humus and slow releasing nutrients to the soil.
- Aids water and nutrient retention.
- Increases soil fertility.
- Helps break down heavy soils.
- Adds structure to light and sandy soils.

Shred and Spread

To gain the greatest potential from your manure it is essential that it is shredded and evenly spread to:

- Expose more manure surface to sunlight, quickly drying it out & reducing nutrient loss, parasites and fly reproduction.
- Reduce decomposition time, enabling livestock to return and safely graze in the minimum time period.
- Promote dense grass growth and reduce invasive weeds.
- Prevent clumps of manure from smothering grass that create bare spots in the pasture.

TITAN 10 & 12

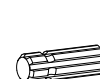
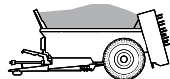
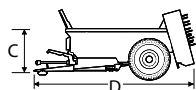


SUITABLE FOR: Farmers and contractors, with a heavy duty spreading system that is built to last.

Capacity	HP	PTO
9.2m ³ - 13.8 m ³	120-140	1000rpm

A Fine and Even Spread

Featuring our latest large diameter boron steel beater design, shallow pitch augers with deep tip overlap and high tip speed ensure a thorough chopping and mixing action.



MODEL	A	B	C	D	Capacity (with extensions)	min	Weight	tyres	PTO
10	3.29m	2.90m*	2.23m*	7.1m	9.2m ³ (11.6m ³)	120	5,210 kg	580/70 R38	1000rpm
12	3.29m	2.90m*	2.23m*	7.9m	10.9m ³ (13.8m ³)	140	5,470 kg	580/70 R38	1000rpm

Side Extensions (300mm)	<input type="radio"/>	Electronic Bed Speed Control	<input type="radio"/>	Compost/Poultry Manure Beater Tips	N/A
Flashing Beacon	<input type="radio"/>	Sprung Drawbar	<input type="radio"/>	Commercial Axle - Hydraulic Brakes	<input type="radio"/>
Hitch Options (sprung drawbar)	<input type="radio"/>	GPS Weighing	<input type="radio"/>	Slurry Door	<input checked="" type="radio"/>
Oversize Wheels	<input type="radio"/>	WAJ PTO with Cam Clutch	<input checked="" type="radio"/>	Non - Supply of Slurry Door	<input type="radio"/>

* With standard wheels, without side extensions. For options details see page 7

Key: = Optional = Standard N/A = Not Applicable

TITAN 15 & 17

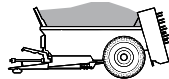
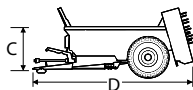


SUITABLE FOR: Large scale operators requiring a high specification on highways and in the field.

The Professionals Choice

Strength and durability with large diameter boron steel beaters, heavy duty body construction and massive 18mm bed chain. Commercial axle with combined air/hydraulic brake system as standard.

Capacity	HP	PTO
13.9m ³ - 18.9m ³	150-170	1000rpm



MODEL	A	B	C	D	Capacity (with extensions)	min	Weight	tyres	PTO
15	3.57m	2.90m*	2.51m*	7.92m	13.9m ³ (16.9m ³)	150	6,610 kg	580/70 R38	1000rpm
17	3.57m	2.90m*	2.51m*	8.52m	15.6m ³ (18.9m ³)	170	6,865 kg	580/70 R38	1000rpm

Side Extensions (300mm)	<input type="radio"/>	Electronic Bed Speed Control	<input type="radio"/>	Compost/Poultry Manure Beater Tips	N/A
Flashing Beacon	<input checked="" type="radio"/>	Sprung Drawbar	<input checked="" type="radio"/>	Commercial Axle - Air/HYD Brakes	<input checked="" type="radio"/>
Hitch Options	<input type="radio"/>	GPS Weighing	<input type="radio"/>	Slurry Door	<input checked="" type="radio"/>
Oversize Wheels	<input type="radio"/>	WAJ PTO with Cam Clutch	<input checked="" type="radio"/>	Non - Supply of Slurry Door	<input type="radio"/>

* With standard wheels, without side extensions. For options details see page 7

Key: = Optional = Standard N/A = Not Applicable

Features

SLATS & U-BOLTS

Full width slats ensure that material does not bridge in the middle. Slats are secured to the chain with U-Bolts to enable straightforward maintenance.



BED DRIVE

Reversible and fitted with an overload relief valve. Bed speed is controlled using either the tractor hydraulic system or the valve mounted on the front of the Titan.



CHAINS & TENSIONING

Heavy duty chains are calibrated for reliable operation. Tensioning is straightforward using the threaded adjuster.



SLURRY GATE & LIGHT SHIELDS

Robust slurry gate designed to ensure a long & trouble free service life. For safety on the road, shields automatically cover the LED light units when the slurry gate is opened for spreading.



SPROCKETS & DRIVE SHAFT

Steel bed chain sprockets are designed for tremendous strength and durability.



WAJ / CAM CLUTCH PTO

A low maintenance cam clutch provides driveline protection and a wide-angle enables continuous operation with the Walterscheid PTO shaft



Running gear to meet the new standards

A high specification ensures that the specific demands of large scale operators are fulfilled.



SPECIFY YOUR HITCH

The heavy-duty sprung drawbar combines strength as well as the flexibility of a bolt-on hitch to match your operational and tractor requirements.

Standard 15 | 17 Optional 10 | 12



SAFE BRAKING

A dual supply air and hydraulic braking system is integrated with high-speed 10-stud commercial axles.

Mudguards are also available.

Standard 15 | 17 Optional 10 | 12



RIDE COMFORT

A heavy duty sprung drawbar is fitted with low maintenance bushes at the pivot points. Drawbar angle can be set to optimise spreading performance.

Standard 15 | 17 Optional 10 | 12

Built to meet your needs

Configure your Titan to suit your individual requirements from the following options.



LED STROBE LIGHT

Recommended for highway use.

SIDE EXTENSIONS

For extra capacity from the same compact spreader.



HITCH OPTIONS

When fitted with a sprung drawbar, an optional 80mm ball hitch can be specified in lieu of the standard bolt-on ring hitch.

WEIGH CELL ENABLED

Linking GPS and weigh cells, enables you to set and monitor spread rates on the move. Available as factory fit or retro-fit, your choice.



WHEEL OPTIONS

For special applications or reduced ground compaction. Contact us for more information.



ELECTRIC BED SPEED CONTROL

For accurate and convenient in-cab spread rate control.

Production hall



Design process

Experienced design engineers equipped with state of the art software ensure that strength is in-built where it is needed.



Precision engineering

Rotors are dynamically balanced in-house to ensure smooth running and longevity of the spreading system.



Quality finish

Prior to finishing with a 2 pack paint system, all components are shot blasted. All seams are continuously welded or sealed to protect against corrosion.



Robotic welding system

Rotors are robot welded to ensure consistency, strength and quality.

British built and backed

To keep your Titan running, Teagle carry a comprehensive stock of spare parts which are available for next day delivery.



“Produces an even spread pattern across the field - essential for providing nutrients and soil conditioning”.

JAMES COSSINS farms 2,500 acres on the chalk hills around the Tarrant Valley in mid- Dorset. J Cossins & Sons is a true family business operating a mixed farming enterprise since 1887.

Around 1,800 acres of combinable crops are supplemented with a herd of 600 dairy and beef animals. The whole ethos of the farm is underpinned by a philosophy of “self-sufficiency”, ring fencing the farming activities as an effective means of bio-security.

James recently bought a new Teagle Titan 9 muckspreader. It replaced a Titan 12 purchased in 2002 and works in tandem with another Titan 9 purchased in 2013.

Muck is applied to maize and arable ground and can often include a high proportion of slurry.

“The Titan copes well with the wide variety of muck producing an excellent, even spread pattern across the field that is essential for providing nutrients and soil conditioning” says James.

James goes on to say, “nobody likes maintenance, but if it’s easy to access and convenient it gets done. Teagle has made a number of developments on their muckspreaders since the 2013 machine with easier access to critical greasing points, drive-line protection and bed chain adjustment and other routine maintenance”.



“Large diameter beaters provide wide, fine, equal spread pattern”.

HENRY MURDOCH farms 270 acres, mainly set to grassland pasture, at Dalrymple in Ayrshire. For many years the dung was spread with a reliable 8.5m³ Rotospreader. In recent years he had noticed the growing popularity in Rear Discharge Spreaders and purchased a New Titan 8.

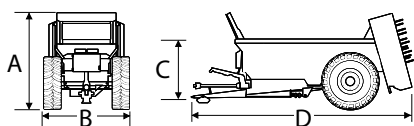
Two years later, Henry looks back favourably on the choices he made: “Electric Bed Speed Control offers me so much more flexibility compared to my old Rotospreader. I’m in control of the application rate. I observe the bed speed and spread pattern through the

mirrors on the tractor and adjust accordingly. After all dung is not a waste product, we apply it as a top dressing fertiliser providing benefits both in soil condition, and nutrients to the crop”.

Henry goes on to say, “The Titan has large diameter beaters which provide a wide, fine, equal spread pattern. Absorbency is quick and much more effective with this system. We save money on artificial fertiliser and we can put cattle back in the pasture 10-14 days after application. I’ve gone from moving dung to applying manure with a Grassland Management Tool”.



Specifications



	TITAN 6	TITAN 8	TITAN 9
Capacity (Heaped)*	5.7m ³	7.2m ³	8.3m ³
Capacity with side extensions (Heaped)*	7.5m ³	9.4m ³	10.5m ³
Overall Height (A)	2.99m	2.99m	3.2m
Overall width (with standard tyres) (B)	2.60m	2.60m	2.60m
Loading Height (with std. wheels)** (C)	1.93m	1.93m	2.10m
Overall Length (D)	6.1m	7.0m	7.0m
Internal Length	3.29m	4.22m	4.31m
Internal width	1.5m-1.7m	1.5m-1.7m	1.5m-1.7m
Internal height	0.84m	0.84m	1.00m
Standard tyre size***	18.4-30	18.4-30	18.4-34
Unladen Weight	3,380kg	3,660kg	3,880kg
Steel thickness (floor / sides)	4mm/4mm	4mm/4mm	4mm/4mm
Axle Size	80 x 80mm	80 x 80mm	80 x 80mm
Brake Size / Axle Studs	400 x 80mm / 8 stud	400 x 80mm / 8 stud	400 x 80mm / 8 stud
Floor - Chain Diameter	12mm	12mm	14mm
PTO Speed	540rpm	540rpm	540rpm
Bed drive shaft diameter	50mm	50mm	55mm
Minimum recommended HP	80HP	90HP	100HP

Key: * For capacity calculation see page 3. ** Add 300mm for side extensions. *** Contact us for other tyre sizes

Standard/Optional Equipment	TITAN 6	TITAN 8	TITAN 9
*Side Extensions	○	○	○
Electronic Bed Speed Control	○	○	○
Compost/Poultry Manure Beater Tips	○	○	○
Flashing Beacon	○	○	○
Sprung Drawbar	N/A	N/A	N/A
Commercial Axle - Air / Hydraulic Brakes	N/A	N/A	N/A
Hitch Options	N/A	N/A	N/A
GPS Weighing	N/A	N/A	N/A
Slurry Door	●	●	●
Oversize Wheels	○	○	○
WAJ PTO with Cam Clutch	●	●	●
Non - Supply of Slurry Door	○	○	○

Specifications



TITAN 10	TITAN 12	TITAN 15	TITAN 17
9.2m ³	10.9m ³	13.9m ³	15.6m ³
11.6m ³	13.8m ³	16.9m ³	18.9m ³
3.29m	3.29m	3.57m	3.57m
2.90m	2.90m	2.90m	2.90m
2.23m	2.23m	2.51m	2.51m
7.1m	7.9m	7.92m	8.52m
4.14m	4.94m	5.03m	5.63m
1.5m-1.9m	1.5m-1.9m	1.5m-1.9m	1.5m-1.9m
1.00m	1.00m	1.30m	1.30m
580/70 R38	580/70 R38	580/70 R38	580/70 R38
5,210kg	5,470kg	6,610kg	6,865kg
5mm/4mm	5mm/4mm	5mm/4mm	5mm/4mm
100 x 100mm	100 x 100mm	130 x 130mm	130 x 130mm
400 x 80mm / 10 stud	400 x 80mm / 10 stud	406 x 140mm / 10 stud	406 x 140mm / 10 stud
14mm	14mm	18mm	18mm
1000rpm	1000rpm	1000rpm	1000rpm
55mm	55mm	60mm	60mm
120HP	140HP	150HP	170HP

TITAN 10	TITAN 12	TITAN 15	TITAN 17
○	○	○	○
○	○	○	○
N/A	N/A	N/A	N/A
○	○	●	●
○	○	●	●
○	○	●	●
○	○	○	○
○	○	○	○
●	●	●	●
○	○	○	○
●	●	●	●
○	○	○	○

Key: ○ Optional Equipment ● Standard Specification N/A Not Available

Teagle

With over 40 years experience since the introduction of the first Titan models, Teagle has established a reputation for designing and manufacturing high quality, high performance rear discharge muckspreader.

Contact us today to discuss your individual requirements.

**Call our Sales Desk:
01872 560592**

Scotland Manager
David Haggart 07970 136616
david.haggart@teagle.co.uk

North Manager
Gary Eastham 07866 532666
gary.eastham@teagle.co.uk

East Manager
David Threadgold 07970 136615
david.threadgold@teagle.co.uk

West Manager
Steve Offland 07970 462240
steve.offland@teagle.co.uk

South East Manager
Chris White 07970 136614
chris.white@teagle.co.uk

South West Manager
Mike Sanders 07970 836705
mike.sanders@teagle.co.uk

Ireland and Northern Ireland Sales Manager
Frank Byrne +353 (0)871 948404
frank.byrne@teagle.ie

XT48



Tomahawk 8500



Topper 8



Telehawk



Tomahawk C12



Teagle

Teagle Machinery Ltd

Blackwater, Truro, Cornwall TR4 8HQ
sales@teagle.co.uk www.teagle.co.uk

Tel: 01872 560592